

CCT2025 Coronary

| Dates | **October 23** thu. to **24** fri., 2025

| Venues | Kobe International Exhibition Hall
Portopia Hotel, Kobe, Japan

Update
Program



Web URL ● <https://cct.gr.jp/> Find us on 
Facebook ● <https://www.facebook.com/CCTJAPAN/>



Honorary Advisors

Yasushi Asakura
Aqua Rehabilitation Hospital

Yasumi Igarashi
Sapporo-Kosei General Hospital

Keiichi Igarashi Hanaoka
Hanaoka Seishu Memorial Hospital

Osamu Katoh

Eisho Kyo
Kusatsu Heart Center

Satoru Otsuji
Higashi Takarazuka Satoh Hospital

Takahiko Suzuki
Toyohashi Heart Center

Etsuo Tsuchikane
Toyohashi Heart Center

Kinzo Ueda
Medical Corporation Foundation Tokureikai

Masahisa Yamane
Saitama Sekishinkai Hospital

Coronary Course Directors

Kazuhiro Ashida
Seirei Yokohama Hospital

Maoto Habara
Toyohashi Heart Center

Ichiro Hamanaka
Rakuwakai Marutamachi Hospital

Yuji Hamazaki
Ootakanomori Hospital

Ken Ishibashi
Tsuchiya General Hospital

Yoshifumi Kashima
Oita Cardiovascular Hospital

Hiromasa Katoh
Fuku Prefectural Hospital

Tomoko Kobayashi
Kyoto Katsura Hospital

Shunsuke Matsuno
The Cardiovascular Institute

Wataru Nagamatsu
Hokusei General Hospital

Kenya Nasu
Mie Heart Center

Takeshi Niizeki
Okitama Public General Hospital

Yuji Oikawa
The Cardiovascular Institute

Atsunori Okamura
Sakurabashi Watanabe Advanced Healthcare Hospital

Takeshi Serikawa
Fukuoka Wajiro Hospital

Kenichiro Shimoji
Saiseikai Utsunomiya Hospital

Hiroyuki Tanaka
Kurashiki Central Hospital

Takafumi Tsuji
Kusatsu Heart Center

Junji Yajima
The Cardiovascular Institute

Masaru Yamaki
Sapporo-Kosei General Hospital

Ryohei Yoshikawa
Sanda City Hospital

Coronary Co-Directors

Tian Hai Koh
National Heart Centre Singapore, Singapore

Course Objectives

CCT Secretariat

Secretary-General

Takafumi Tsuji
Kusatsu Heart Center

Maoto Habara
Toyohashi Heart Center

Ichiro Hamanaka
Rakuwakai Marutamachi Hospital

Shunsuke Matsuno
The Cardiovascular Institute

Kenya Nasu
Mie Heart Center

Yuji Oikawa
The Cardiovascular Institute

(Alphabetical order)

Although PCI techniques are now considered to be mature, there are still issues with PCI procedures for complex lesions, including CTO. Drug-eluting stents have been developed, ensuring good long-term outcomes, and PCI-related devices such as guidewires and microcatheters have also developed, making it seem as though the responsibility of the operators has become even greater.

Since its establishment, CCT has aimed to popularize PCI for complex lesions with the concept of "never give up, keep on challenging." While inheriting this mindset, CCT would like to continue to exist in order to popularize better treatment for complex lesions.

This year, we would like to focus more on the live case transmissions. Please come to the venue and watch the live case transmissions while engaging in lively discussions.

Yuji Oikawa, M.D.

CCT2025 Representative Coronary Course Director

Dates

Thursday, October 23 to Friday, October 24, 2025

Venue

Kobe International Exhibition Hall 2
Portopia Hotel Main Bldg. B1F

Language

Coronary English / Japanese / Chinese

Simultaneous interpretation is available:

Chinese and Japanese:

Chinese Perspectives on Live Case Transmissions@Coronary Theater 5 (Oct. 24)

 Japanese translation available

 Chinese translation available

 Japanese only

Registration

<https://cct.gr.jp/2025/registration.html>



Pre-registration Period:

Tuesday, July 1 - Tuesday, September 30, 2025 (JST)

Regular Registration Period:

Wednesday, October 1 - Friday, October 24, 2025 (JST)

Free Wi-Fi Spots

Free Wi-Fi is available in all theater, rooms and exhibition. Please note that the network may unstable according to the number of connecting users.

Food

Lunch boxes will be served before Luncheon Seminar.

Notification

No smoking on all site.

No photography and video shooting without permission.

Secretariat

CCT Administration Office

Central Residence 201, 48 Higashiodawaracho, Toyohashi, Aichi, 440-0886, Japan

Tel: +81-532-57-1275 / +81-532-52-2883

E-mail: secretariat@cct.gr.jp

 Find us on
Facebook



日程

2025年10月23日(木)～24日(金)

会場

神戸国際展示場2号館
ポートピアホテル本館地下1階


言語

Coronary 英語/日本語/中国語

同時通訳の入るセッション:

中国語・日本語:

Chinese Perspectives on Live Case Transmissions@Coronary Theater 5 (10/24)

 Japanese translation available

 Chinese translation available

 Japanese only

参加登録

<https://cct.gr.jp/2025/registration.html>



事前参加登録: 2025年7月1日(火)～9月30日(火)

通常参加登録: 2025年10月1日(水)～10月24日(金)

参加登録受付/ファカルティ受付

神戸国際展示場2号館1階

10月23日(木)8:00～17:00

10月24日(金)8:00～16:00

展示会場

神戸国際展示場2号館1階

10月23日(木)8:30～18:00

10月24日(金)8:30～18:00

取得可能単位

CVIT専門医認定医制度資格更新単位 4点(1日参加: 2点)

CVIT心血管インターベンション技師制度(ITE)資格更新単位 5単位

インターベンションエキスパートナース(INE)更新単位 5単位

日本血管撮影・インターベンション専門診療放射線技師更新単位 1単位

食事

ランチョンセミナーではお弁当をご用意します。

その他

会場内は全て禁煙になります。会場内での写真並びにビデオ撮影はご遠慮ください。

お問い合わせ先

CCT事務取扱

〒440-0886 愛知県豊橋市東小田原町48番地セントラルレジデンス201

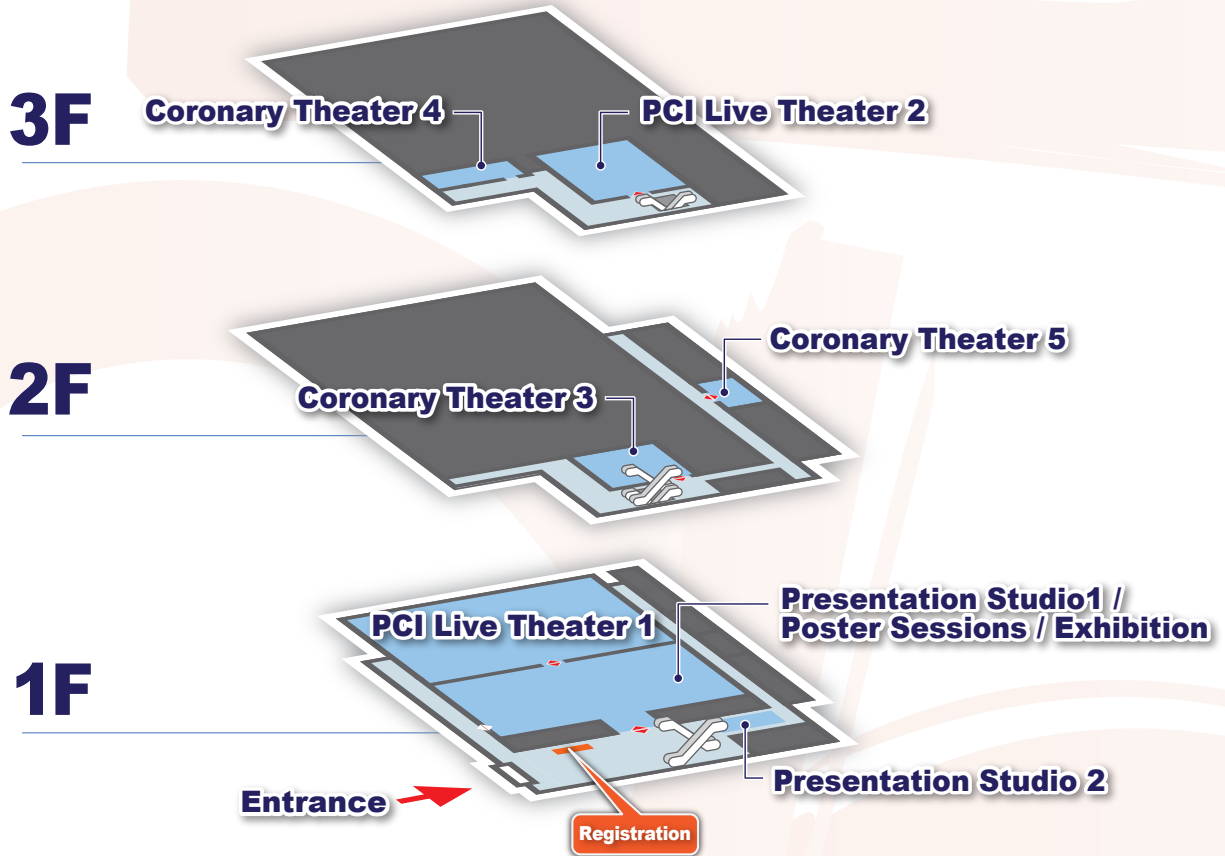
Tel: 0532-57-1275 / Fax: 0532-52-2883 / Email: secretariat@cct.gr.jp

 Find us on
Facebook

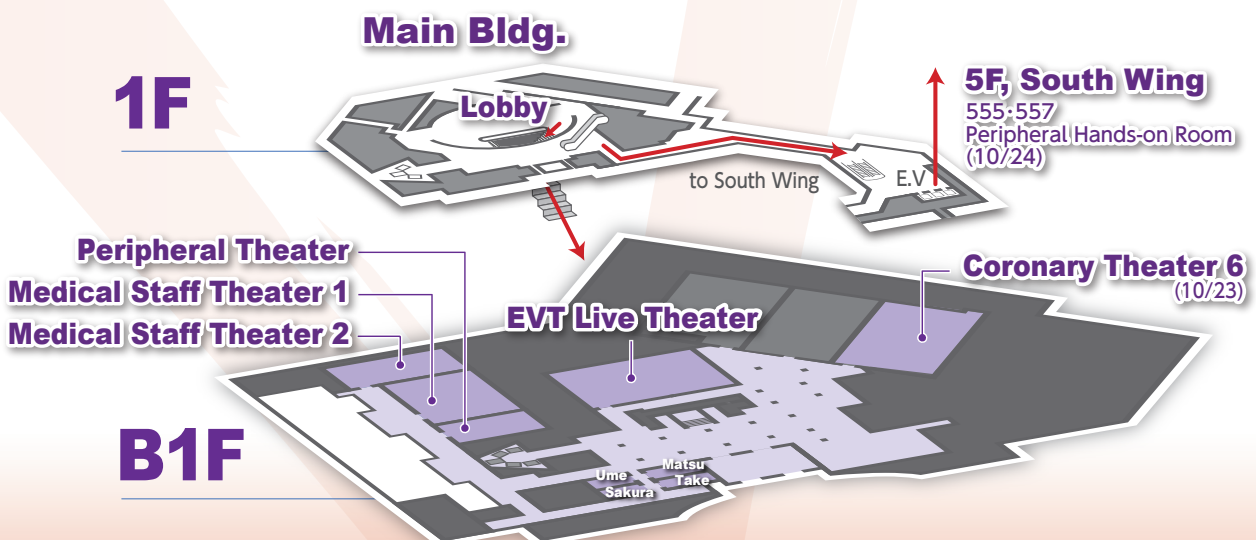


Kobe International Exhibition Hall

Hall 2



Portopia Hotel



Exhibition Hall Map



Booth No.	Exhibitors	
A-01	ポストン・サイエンティフィックジャパン株式会社	Boston Scientific Japan K.K.
B-01	テルモ株式会社	Terumo Corporation
B-02	ニプロ株式会社	NIPRO CORPORATION
B-03	朝日インテック株式会社	ASAHI INTECC CO., LTD.
B-04	アボットメディカルジャパン合同会社	Abbott Medical Japan LLC
B-05	キャノンメディカルシステムズ株式会社	CANON MEDICAL SYSTEMS CORPORATION
B-06	株式会社島津製作所	SHIMADZU CORPORATION
Booksellers		
	株式会社ガリバー	Gulliver Co., Ltd.

Booth No.	Exhibitors	
C-01	BrosMed Medical Co., Ltd.	BrosMed Medical Co., Ltd.
C-02	Kossel Medtech (Suzhou) Co., Ltd.	Kossel Medtech (Suzhou) Co., Ltd.
C-03	Insight Lifetech Co., Ltd.	Insight Lifetech Co., Ltd.
C-04	ブラッコジャパン株式会社	Bracco Japan Co., Ltd.
C-05	メディキット株式会社	MEDIKIT CO., LTD.
C-06	バイエル薬品株式会社	Bayer Yakuhin, Ltd.
Exhibitors		
E-01	Taiwan Society of Cardiovascular Interventions	Taiwan Society of Cardiovascular Interventions
E-02	TOPIC	TOPIC

Thursday, October 23

	7:30	8:00	9:00	10:00	11:00	12:00	13:00	14:00	15:00	16:00	17:00	18:00	19:00	20:00	
PCI Live Theater 1			PCI Live Case Transmission The Cardiovascular Institute <small>"Petit Focus Live" CANON MEDICAL SYSTEMS CORPORATION "Special Focus Live" Abbott Medical Japan LLC</small>				LIVE	Luncheon Seminar <small>ASAHI INTECC CO., LTD.</small>	PCI Live Case Transmission The Cardiovascular Institute <small>"Special Focus Live" ASAHI INTECC CO., LTD.</small>		PCI Live Case Transmission TOPIC@CCT The Cardiovascular Institute LIVE				
PCI Live Theater 2			PCI Live Case Transmission Ootakanomori Hospital LIVE					Luncheon Seminar <small>Boston Scientific Japan, K.K.</small>	PCI Live Case Transmission Kurashiki Central Hospital LIVE						
Coronary Theater 3			Fellow Course Bifurcation <small>Japanese only</small>	Coffee Break Session <small>Johnson & Johnson MedTech</small>	Fellow Course Complication <small>Japanese only</small>		Luncheon Seminar <small>KANEKA MEDIX CORPORATION</small>		Scientific Session Unlock the full potential of the devices against calcified lesions	Coffee Break Session <small>ASAHI INTECC CO., LTD.</small>					
Coronary Theater 4			International Joint Sessions CIAT@CCT -PCI and Structural Interventions in Surgical Turndown Patients-	International Joint Sessions ENCORE SEOUL@CCT -Contemporary Approaches to Calcified Coronary Lesions-											
Coronary Theater 5			Case Competition CTO 1	Case Competition CTO 2	Case Competition LMT/Bifurcation Lesion				Case Competition ACS 1	Case Competition Complication 1	Case Competition Complication 2				
Coronary Theater 6								International Joint Sessions CTOCC@CCT		Special Symposium on "Recaticimab": Four Doses a Year, Long-lasting Peace of Mind <small>Jiangsu Hengrui Pharmaceuticals Co., Ltd.</small>					
Presentation Studio 1			Case Competition Complication 3	Case Competition ACS 2	Case Competition CHIP			Digital Poster Session 1		Case Competition Calcified Lesion 1					
Poster Booth				Poster Session						Poster Session					

Friday, October 24

	7:30	8:00	9:00	10:00	11:00	12:00	13:00	14:00	15:00	16:00	17:00	18:00	19:00	20:00	
PCI Live Theater 1			PCI Live Case Transmission Toyohashi Heart Center <small>"Petit Focus Live" CANON MEDICAL SYSTEMS CORPORATION "Special Focus Live" NIPRO CORPORATION</small>				LIVE	Luncheon Seminar <small>Abbott Medical Japan LLC</small>	PCI Live Case Transmission Toyohashi Heart Center <small>"Special Focus Live" Boston Scientific Japan K.K.</small>		PCI Live Case Transmission Saiseikai Utsunomiya Hospital LIVE				
PCI Live Theater 2			PCI Live Case Transmission Sakurabashi Watanabe Advanced Healthcare Hospital <small>"Special Focus Live" Boston Scientific Japan K.K. "Special Focus Live" Terumo Corporation</small>				LIVE	Luncheon Seminar <small>Medtronic Japan Co., Ltd.</small>	PCI Live Case Transmission Saiseikai Utsunomiya Hospital LIVE						
Coronary Theater 3			Fellow Course CTO <small>Japanese only</small>	Coffee Break Session <small>Philips Japan, Ltd.</small>	Fellow Course Imaging <small>Japanese only</small>		Luncheon Seminar <small>Shockwave Medical Japan</small>		Scientific Session Update of DCA <small>NIPRO CORPORATION</small>	Coffee Break Session <small>Terumo Corporation</small>	YES foundation "Debate" Session@CCT2025 <small>YES Foundation / ASAHI INTECC CO., LTD.</small>				
Coronary Theater 4			International Joint Sessions TTT@CCT -Nightmare in CTO PCI-	International Joint Sessions ISIC@CCT -Breaking Barriers in CTO Revascularization-	Scientific Program Complication and Bailout			International Joint Sessions APCTO@CCT -Live case from Prince of Wales Hospital-		Scientific Program Fusion of Japanese and Overseas technique					
Coronary Theater 5			Chinese Perspectives on Live Case Transmissions 1 <small>Terumo Corporation</small>		Asia Theatre: Navigating the Complex Vessel ~ Breaking Through the Block ~ Flow Reclaimed <small>KANEKA MEDIX CORPORATION</small>			Chinese Perspectives on Live Case Transmissions 2 <small>ASAHI INTECC CO., LTD./CANON MEDICAL SYSTEMS CORPORATION</small>							
Presentation Studio 1			Case Competition Calcified Lesion 2	Case Competition CTO 3	Case Competition CTO 4			Case Competition Calcified Lesion 3	Case Competition ACS 3	Case Competition Complication 4					
Presentation Studio 2							Digital Poster Session 2								
Poster Booth				Poster Session						Poster Session					

Live Case Transmissions

PCI Live Case Transmissions *PCI Live Theater 1 & 2*

We strive to provide an incomparable live demonstration course that is more challenging and ambitious every year. Operators will demonstrate outstanding techniques and strategies exciting approaches by outlining every aspect of strategy and procedural details for complex cases. We are convinced that you can learn a variety of prominent techniques founded by CCT by attending this live course.

Thursday, October 23

The Cardiovascular Institute

Operators:

*Michiya Kageyama
Shunsuke Matsuno
Yuji Oikawa
Takahide Suzuki*

Ootakanomori Hospital

Operators:

*Yuji Hamazaki
Hiromasa Katoh*

Kurashiki Central Hospital

Operators:

*Wataru Nagamatsu
Hiroyuki Tanaka*

Friday, October 24

Toyohashi Heart Center

Operators:

*Maoto Habara
Yoshifumi Kashima
Koshi Matsuo
Kenya Nasu*

Sakurabashi Watanabe Advanced Healthcare Hospital

Operators:

*Rei Fukuhara
Atsunori Okamura
Ryohei Yoshikawa*

Saiseikai Utsunomiya Hospital

Operators:

*Takeshi Niizeki
Kenichiro Shimoji
Takafumi Tsuji*

TOPIC@CCT *PCI Live Theater 1*

Thursday, October 23 16:00-18:00

The Cardiovascular Institute

Operator:

Yoshiaki Ito

● International Joint Sessions

APCTO@CCT2025 –Live case from Prince of Wales Hospital- *Coronary Theater 4*

Coordinator: *Wataru Nagamatsu (Hokusetsu General Hospital, Japan)*

New techniques and concepts are still being proposed in CTO PCI. How do we understand and implement 3D wiring and IVUS guiding (Tip Detection method)? It is necessary to understand and implement the methodology logically and concisely. Furthermore, how do we adapt new techniques to the algorithm? How can we standardize it? This also needs to be updated. We will discuss these issues and share live cases. Please join us!

Friday, October 24 14:00-16:00

Prince of Wales Hospital, Hong Kong

Operators:

*Karl Chi Yuen Chan
Eugene Brian Wu*

● Scientific Programs

Complication



Friday, October 24 11:00-12:30 Coronary Theater 4

Coordinator: *Ken Ishibashi (Tsuchiya General Hospital, Japan)*

This session will focus on complications of percutaneous coronary intervention (PCI) and delve deeply into the prevention, diagnosis, and treatment. PCI is a relatively minimally invasive and effective treatment for ischemic heart disease; however, it carries the risk of serious complications. Despite its infrequency, it can have a serious course. Experience at one's own institution is often insufficient so that information must be shared with others. In this session, experienced operators will present cases that anyone can experience and discuss the decision-making process and how to deal with complications. Complication prevention strategies based on the latest evidence and approaches to complication treatment using new tips and tricks will also be presented. There will be ample time for questions and answers, and participants' questions will be carefully replied. The session promises to be rich in practical knowledge and suggestions for all healthcare professionals involved in PCI. We sincerely look forward to your participation.

CTO Friday, October 24 16:00-18:00 Coronary Theater 4



Coordinator: *Hiromasa Katoh (Fukui Prefectural Hospital, Japan)*



Coordinator: *Kenichiro Shimoji (Saiseikai Utsunomiya Hospital, Japan)*

With the addition of the tip detection (TD) method as an option of CTO PCI strategies, Japanese-style CTO PCI has changed compared to the past. In other words, the use of wiring methods that can ensure intravascularity even outside of the intimal plaque has increased as the probability of re-entry into the true lumen at the distal site of CTO segment has increased using TD antegrade dissection and re-entry (TD-ADR) technique. In addition, especially in CTO lesions with heavy calcification, sometimes a methodology is used to bypass the calcified area and re-enter into the plaque distally. In this session, we would like to focus on extra-plaque wiring, which has been somewhat difficult for us Japanese operators, and would like to provide an opportunity to increase our knowledge of CTO PCI.

DCA Friday, October 24 14:00-15:30 Coronary Theater 3



Coordinator: *Hiromasa Katoh (Fukui Prefectural Hospital, Japan)*



Coordinator: *Kenichiro Shimoji (Saiseikai Utsunomiya Hospital, Japan)*

After revival of directional coronary atherectomy (DCA) in Japan from 2015, we could experience and learn a lot of DCA treatment. DCA is the only one device which can remove the atherosclerotic plaque from coronary artery and it results in simplifying the lesion morphology and total procedural strategy. In this session, we will hear lectures on various topics from experienced practitioners and deepen our understanding of the latest and most appropriate DCA treatments based on the knowledge gained from their many years of experience. We hope you will join us for this session and share the wonders and appeal of DCA.

● Scientific Programs

Unlock the full potential of the devices against calcified lesions



Thursday, October 23 14:00-15:30 Coronary Theater 3

Coordinator: *Yoshifumi Kashima (Oita Cardiovascular Hospital, Japan)*

Calcified lesions remain among the most challenging and unresolved lesions to treat, with treatment strategies and outcomes heavily influenced by the knowledge and skill of the operators. In fact, surprisingly few operators are able to fully harness the capabilities of the available devices.

In Japan, it has recently become possible to develop treatment strategies that fully utilize all existing devices. For this session, we have invited experts on each device to present on device characteristics and technical points—specifically, how to unlock and maximize a device's potential. We hope this will provide an opportunity for all attendees to refine their treatment approaches for calcified lesions. With commentators active both domestically and internationally, the session is certain to be rich in content and highly meaningful.

We particularly encourage doctors, especially those from the younger generation, to participate actively in this session, as it offers a valuable opportunity to deepen their understanding of the true capabilities of these devices.

●Fellow Course



CCT Supervisory Director:
那須 賢哉 (三重ハートセンター)

CCT2025のFellow Courseでは、Complex PCIを行う術者が学ぶべき基礎的な知識やTips and tricksを網羅しています。病変評価にとって欠かせないイメージング、日常臨床において分岐部病変、石灰化病変、CTO病変の中でもより難易度の高い病変を安全にそして効果的に治療するノウハウを学ぶ機会を提供したいと考えています。同時に一定の確率で遭遇しうる合併症に対するマネジメントと予防を学ぶコースもご用意しております。日常臨床へのフィードバックへの材料として、是非ご活用ください。



Thursday, October 23 8:30-10:00 Coronary Theater 3

Fellow Course: 分岐部 Japanese only

企画担当: 山口 智大 (大阪公立大学医学部付属病院)

薬剤溶出性ステントや薬剤溶出性バルーンなどのデバイスの進化によってPCIの成績は日進月歩、格段に進歩しております。これに伴ってPCIの治療戦略は多岐にわたっており、治療戦略の立て方に「答え」は存在せず、多岐にわたる戦略が考えられています。自分の戦略を立てる上で、重要な鍵となるのが「分岐部」に対する考え方です。大きな側枝を失ってしまい後悔するといったことは皆、必ず経験しています。このセッションでは、重要な側枝を失わず、良好な長期成績を得るために必要な考え方をレクチャー頂きます。まずは分岐部病変に関する基礎知識の復習と最新のエビデンスを概説頂き、最終的に用いるデバイス選択の考え方を学びます。その後、具体的な側枝保護と分岐部処理の手順や「引き出し」を共有します。最後に、CTO病変で活用されている「tip detection法」を用いたIVUS ガイドでの側枝処理をひとつの武器として学んで頂きます。経験豊富な先生方から実際の手技の考え方や手順を学び、明日の症例から生かせるようには是非一緒に学びましょう。皆様のご参加を心よりお待ちしております。




Thursday, October 23 11:00-12:30 Coronary Theater 3

Fellow Course: 合併症 Japanese only

企画担当: 三軒 豪仁 (博慈会記念総合病院)

PCIデバイスやテクニックの進歩に伴い、治療対象となる病変はますます複雑化しており、それにあわせて若手から中堅の先生方が複雑病変の治療に携わる機会も増えています。複雑病変を治療する際には、合併症を予測し、予防し、さらに実際に起こった際には適切に対処できることが求められます。しかし、個々の医師が経験できる合併症の数には限りがあるため、「見たことがある」「どのように対応するのかを聞いたことがある」といった経験の積み重ねが、日常臨床で大きく役立つと考えます。また、その対処法を実際の場面でどのように実践するのかを理解しておくことも重要です。今回のセッションでは、手技ごとに起こりうる合併症とその対処法を幅広く学べる「合併症シリーズセッション」と、一つの合併症やその対応を深掘りする「Deep diveセッション」の二つをご用意しました。会場では、現地参加ならでの、両方向性のセッションを通じて、合併症マネジメントの力を一緒に磨いていきたいと思っております。より自信を持ってcomplex PCIに臨めるよう、ぜひ一緒に学びましょう。

●Fellow Course



Friday, October 24 8:30-10:00 Coronary Theater 3

Fellow Course: CTO Japanese only

企画担当: 小林 範弘 (済生会横浜市東部病院)

近年CTO PCIにおけるデバイスの進歩やストラテジーの成熟により、比較的若い先生方でもCTO PCIを実践する機会が増えてきていると思います。CTO PCIを成功に導く過程では様々な局面を開いていく必要がありますが、その答えは必ずしも一つではないと思われます。柔軟な考え方で複数の打開策を知っておく必要があり、それぞれの利点欠点を事前に頭の中でシミュレーションしておくことが重要です。それを元に最終的に様々な成功体験を積み重ねていくことで成長に繋がっていくと考えています。このセッションではCTO PCIの過程において直面しうる様々な局面をディスカッションポイントとして設定し、エキスパートの先生方の引き出しを学んでいくことを目的としています。ここで得られたそれぞれの局面での打開策を持ち帰り、日々のCTO PCIに役立てていただければと考えています。是非皆さんの御参加をお待ちしております。



Friday, October 24 11:00-12:30 Coronary Theater 3

Fellow Course: Imaging Japanese only

企画担当: 山本 哲也 (神戸大学)

Complex PCIを成功に導くためには、イメージングを深く理解し適切に活用することが極めて重要です。本セッションでは、IVUS/OCTの基本的な読影ポイントから、日常診療ではなかなか学ぶ機会が少ない最適治療のためのエビデンス、病理像から知るイメージングの本質、さらに石灰化病変治療戦略におけるイメージング活用法や近年注目されるCTガイドPCIのプランニング手法まで幅広く取り上げます。

PCI初心者から中堅の先生方まで、PCI手技に直結する実践的かつ最新の知見を網羅的に学べる絶好の機会です。イメージングのスペシャリストが集結し、複雑病変治療における理論と実践を共有します。

皆様、ぜひCCT2025 Fellow Course Imagingセッションにお立ち寄りください。皆様の参加を心よりお待ちしております。

Thursday, October 23

PCI Live Theater 1

PCI Live Case Transmission

LIVE

The Cardiovascular Institute

Operators

Michiya Kageyama, Shunsuke Matsuno, Yuji Oikawa, Takahide Suzuki

Imaging Commentators

Norihiro Kobayashi, Hiroshi Nakagata, Takayuki Yabe

8:30-10:30 Shinken Live 1

Chairs

Lei Ge, Yoshifumi Kashima, Atsunori Okamura

Supervisor

Bin Zhang

Commentators

Mitsutoshi Asano, Soichiro Ebisawa, Yusuke Hosokawa, Takushi Sugiyama

Special Focus Live

Co-sponsored by
Abbott Medical Japan LLC

10:30-12:30 Shinken Live 2

Chairs

J. Aaron Grantham, Koshi Matsuo, Junichi Yamaguchi

Commentators

Pannala Lakshmi Narasimha Kapardhi, Hiroyuki Kunii, Masatsugu Nozoe, Kaname Takizawa

Special Focus Live

Co-sponsored by
KANEKA MEDIX CORPORATION

Mini Lecture

Unveiling New Value with Alphenix / Evolve Edition
Takayoshi Toba (Kobe University)

Co-sponsored by
CANON MEDICAL SYSTEMS CORPORATION

Luncheon Seminar

12:45-13:45 Exploring ESPELUX Edu in Practice

Chairs

Kenya Nasu, Takafumi Tsuji

Commentator

Anek Kanoksilp

Lecturers

Introduction to ESPELUX Edu
Kenya Nasu

The Guide to Using ESPELUX Edu
Satoshi Suzuki

Co-sponsored by
ASAHI INTECC CO., LTD.

PCI Live Case Transmission

LIVE

The Cardiovascular Institute

Operators

Michiya Kageyama, Shunsuke Matsuno, Yuji Oikawa, Takahide Suzuki

Imaging Commentators

Norihiro Kobayashi, Hiroshi Nakagata, Takayuki Yabe

14:00-16:00 Shinken Live 3

Chairs

Scott Andrew Harding, Kenya Nasu, Takafumi Tsuji

Commentators

Keisuke Hirai, Takahide Kodama, Taito Nagai, Tomoaki Okada, V. Surya Prakasa Rao, Priyen Kantilal Shah, Satoshi Suzuki, Makoto Yamaura

Special Focus Live Exploring the Frontiers of CTO-PCI

Co-sponsored by
ASAHI INTECC CO., LTD.

16:00-18:00 Shinken Live 4: TOPIC@CCT

Operator

Yoshiaki Ito

Chairs

Maoto Habara, Hyo-Soo Kim, Takayuki Ogawa

Supervisor

Yasumi Igarashi

Commentators

Masaki Fujita, Kazuho Kamishima, Takanoobu Mitarai, Hisayuki Okada, Makoto Sekiguchi, Hiroki Uehara

PCI Live Theater 2

PCI Live Case Transmission

LIVE

Ootakanomori Hospital

Operators

Yuji Hamazaki, Hiromasa Katoh

Imaging Commentators

Mitsunori Mutou, Takuma Tsuda

8:30-10:30 **Ootakanomori Live 1**

Chairs

Tomoko Kobayashi, Natarajapillai Pratap Kumar, Takeshi Serikawa

Commentators

Onn Akbar Ali, Chien-Ming Huang, Keita Inanaga, Masaharu Okada, Jumpei Todoroki, Satoru Tohara, Seiji Yamazaki

Mini Lecture

Yuji Hamazaki

Co-sponsored by
SHIMADZU CORPORATION

10:30-12:30 **Ootakanomori Live 2**

Chairs

Jiyan Chen, Ken Ishibashi, Ryohei Yoshikawa

Commentators

Shinya Fujita, Yu-Cheng Kao, Shunsuke Kitani, Nehiro Kuriyama, Yuya Nakagawa, Naoki Shibata, Narayana Reddy

Special Focus Live

Co-sponsored by
KANEKA MEDIX CORPORATION

Luncheon Seminar

Japanese
only

12:45-13:45 **MVP (Most Valuable Preparation)
- From the perspective of the lab and
clinical settings -**

See p. 25

Co-sponsored by
Boston Scientific Japan K. K.

PCI Live Case Transmission

LIVE

Kurashiki Central Hospital

Operators

Wataru Nagamatsu, Hiroyuki Tanaka

Imaging Commentators

Yasuhiro Nakano, Tetsuya Yamamoto

14:00-16:00 **Kurashiki Live 1**

Chairs

Rei Fukuhara, Kenichiro Shimoji

Commentators

Ryuichi Funada, Tomokazu Ikemoto, Zhan Yun Patrick Lim, Soji Nishio, Hiromasa Otake, Sodiqur Rifqi, Masataka Yoshinaga

16:00-18:00 **Kurashiki Live 2**

Chairs

Ichiro Hamanaka, Jianfang Luo, Takeshi Niizeki

Commentators

Yasuhiro Ichibori, Takayuki Ishihara, Masato Ishikawa, Yoshimi Numao, Kensuke Yokoi

Coronary Theater 3

Fellow Course

Japanese only

8:30-10:00 分岐部

☞ See p. 25

Coffee Break Session

Japanese only

10:15-10:45

☞ See p. 25

Co-sponsored by
Johnson & Johnson MedTech

Fellow Course

Japanese only

11:00-12:30 合併症

☞ See p. 25

Luncheon Seminar

Japanese only

12:45-13:45 New dual lumen catheter [MUSOU]

☞ See p. 26

Co-sponsored by
KANEKA MEDIX CORPORATION

Scientific Program

14:00-15:30 **Unlock the full potential of the devices against calcified lesions**

Chairs

Soo Teik Lim, Kenichi Sakakura

Commentators

Takenori Domei, Achmad Fauzi Yahya, Adrian F. Low, Naotaka Okamoto, Ryusuke Yamamoto

Lecturers

Unlock the full potential of the imaging devices
Teppei Sugaya

Unlock the full potential of the modifeid balloons
Kazumasa Kurogi

Unlock the full potential of the IVL
Shoichi Kuramitsu

Unlock the full potential of the OAS
Tomoko Kobayashi

Unlock the full potential of the ROTA
Koshi Matsuo

Coffee Break Session

Japanese only

15:45-16:15 **The Turning Point in Bifurcation Lesions: Evolving Devices and Clinical Applications**

☞ See p. 26

Co-sponsored by
ASAHI INTECC CO., LTD.

Coronary Theater 4

International Joint Session

8:30-9:30 **CIAT@CCT -PCI and structural interventions in surgical turndown patients-**

Moderators

Ichiro Hamanaka, Wasan Udayachalerm

Panelists

Yasuhiro Ichibori, Seiji Kano, Siriporn Athisakul, Anek Kanoksilp

Speakers

Revascularization in patient with severe cardiomyopathy
Anek Kanoksilp

Case studies and real-world applications:
Successful PCI in surgical turndown patients
Thitima Limjaroen

The role of structural heart interventions in patients with prior valve surgery
Siriporn Athisakul

Case studies and real-world applications:
Successful structural interventions in surgical turndown patients
Purich Surunchupakorn

Panel discussion with Q&A

9:30-10:30 **ENCORE SEOUL@CCT -Contemporary approaches to calcified coronary lesions-**

Moderators

Hyo-Soo Kim, Takafumi Tsuji

Panelists

Donghoon Choi, Bong-Ki Lee, Kenichi Sakakura, Masaru Yamaki

Opening

Speakers

Intravascular imaging in calcified lesions: Current evidence
Chul-Min Ahn

IVUS and OCT in calcified lesions: Comparative insights
Hiromasa Otake

Discussion

Speakers

Upfront or Bailout? Lesion modification approaches in calcified lesions
Han-Mo Yang

Rotablation vs. intravascular lithotripsy in calcified coronary lesions
Shoichi Kuramitsu

Discussion

Coronary Theater 5

Case Competition

8:30-9:40 **CTO 1**

Chairs

Kazuhiro Ashida, Pravin K. Goel

Judges

*Yasunori Inoguchi, Jason Loh, Teppei Sugaya,
Atsuhiko Sugimoto, Masaki Tanabe*

Presenters

Crossing the Cap: Overcoming Challenges in a
CTO PCI Case

Nimit C Shah (Breach Candy Hospital, India)

IVUS-Guided Tip Detection in a Case with Poor
Backup Support: Successful Use of Subintimal Wire
Techniques

Yusuke Otsuka (Hakujikai Memorial Hospital, Japan)

A case of PCI performed on a long lesion of RCA
CTO with poor backup

Toku Sakashita (IMS Fujimi General Hospital, Japan)

A Case of Mid-RCA CTO Successfully Treated with
the Aid of Calculation of Optimal Angiographic View
using IVUS (COA View)

Masashi Morita (Hiroshima Prefectural Hospital, Japan)

A case of the stepwise approach of chronic total
occlusion of right coronary artery with severe
calcification

Chun-Yen Chiang (Chi-Mei Medical Center, Taiwan, R.O.C.)

Successful PCI for LCX CTO Complicated by Severe
Calcification with Difficulty Advancing Microcatheter

Masataka Katahira (Ohara General Hospital, Japan)

RCA ostial CTO with severe calcification

Taito Nagai (Misato Central General Hospital, Japan)

9:55-11:05 **CTO 2**

Chairs

Fumitaka Hosaka, V. Surya Prakasa Rao

Judges

*Jungo Furuya, Makoto Hoyano, Sanjog Kalra,
Kenji Kawajiri, Yuguo Liu, Masayuki Sakurai*

Presenters

Successful Recanalization of Right Coronary Artery
Chronic Total Occlusion with Giant Aneurysm in a
Pediatric Kawasaki Disease Patient: A Case Report

*Yuxi Sun (Xin Hua Hospital Affiliated to Shanghai Jiao
Tong University School of Medicine, People's Republic of
China)*

Successful CTO PCI with Two Rendezvous, a Kiss
and Diamonds

Aaron Sung Lung Wong

(National Heart Centre Singapore, Singapore)

Aortocoronary Snare-assisted retrograde
recanalization of an Ostial RCA Stent Occlusion via
a Calcified, Restenotic LAD

Hsin Yi Huang

(China Medical University Hospital, Taiwan, R.O.C.)

Successful Revascularization of LAD Chronic Total
Occlusion Using Combined Retrograde Approach
and TD-ADR

Yasuyuki Tsuchida (Asahi General Hospital, Japan)

Stent reverse CART

Anand Gnanaraj (Apollo Hospital, India)

IVUS-Assisted Success in Chronic Total Occlusion
of LAD Involving Trifurcation with Unavailable
Retrograde Approach

Haw Ting Tai

(Kaohsiung Veteran General Hospital, Taiwan, R.O.C.)

A case report of percutaneous coronary intervention
for right coronary artery #3 chronic total occlusion
with distal bifurcation using antegrade dissection
re-entry and reverse wire technique

Keishiro Sugimoto

(Kindai University Nara Hospital, Japan)

11:20-12:30 **LMT/Bifurcation Lesion**

Chairs

Lei Ge, Shozo Ishihara

Judges

Muhammad Arshad, Gaurav Kumar Chaudhary, Takenori Domei, Hirooki Higami, Toshiharu Oka, Toru Takii, Mingqi Zheng

Presenters

Cut to Cross the DK Crush

Osit Bambat

(Chiang Rai Prachanukroh Hospital, Thailand)

A Case of Effort Angina Due to Neoatherosclerosis in a Double Y-Stent Treated with Rotational Atherectomy

Yusuke Kawachi

(Yokohama City Minato Red Cross Hospital, Japan)

Left Main Bifurcation PCI with Impella Support in an Elderly Patient

Yu-Chuan Chuang

(Taichung, Veterans General Hospital, Taiwan, R.O.C.)

Successful stentless staged strategy for ST-elevated myocardial infarction of left main trunk true bifurcation using multiple devices: a case report

Tomoaki Haga (Toyota Kosei Hospital, Japan)

Step-by-Step Revascularization Using Directional Coronary Atherectomy in an Elderly Patient with Multi-Vessel Disease

Masashi Koga (Sagamihara Kyodo Hospital, Japan)

Successful ostial stent implantation using real-time IVUS guidance in complex bifurcation lesions: two case reports

Kosuke Sagawa

(Osaka Saiseikai Nakatsu Hospital, Japan)

Combined Rotational Atherectomy and Directional Coronary Atherectomy for the Treatment of a Calcified Flap

Kosei Tanaka

(Nippon Medical school Musashikosugi Hospital, Japan)

14:00-15:20 **ACS 1**

Chairs

Ken Ishibashi, Wasan Udayachalerm

Judges

Seiji Kano, Ryo Gotoh, Jurij Avramovic Gregoric, Satoru Tohara, Kalaichelvan Uthaya Kumaran, Bong-Ki Lee, Tomohiro Yamaguchi

Presenters

Cardiocerebral Infarction A double edged sword

Farrukh Malik

(National Institute of Cardiovascular Diseases, Pakistan)

Percutaneous coronary intervention for acute coronary syndrome caused by a true bifurcation lesion involving the left main trunk and the ostia of the left anterior descending and left circumflex arteries, complicated by cardiogenic shock

Ryu Umezono

(Japanese Red Cross Ashikaga Hospital, Japan)

Calcium modification in the distal left main under VA-ECMO

Yen-Po Lin

(Taichung Veterans General Hospital, Taiwan, R.O.C.)

Stepwise Strategy for PCI in an Anomalous RCA STEMI Case

Shingo Kurimoto (Tokushima Red Cross Hospital, Japan)

PCI is not the end of the treatment

Guangwei Zeng

(Xi'an International Medical Center, People's Republic of China)

There's Nothing Left : Acute Left Main Occlusion

Siew Hoon Ong (National Heart Institute, Malaysia)

AMI the problem?: A young man presenting with chest pain and dysarthria

Ying-Chien Wang

(Changhua Christian Hospital, Taiwan, R.O.C.)

A case of acute myocardial infarction on the day before coronary artery aneurysmectomy and bypass grafting

Ryo Suzuki (Tokushima Red Cross Hospital, Japan)

15:35-16:45 **Complication 1**

Chairs

Yoshihide Fujimoto, R. Michael Wyman

Judges

*Masaaki Okutsu, Balaji Pakshirajan, Pratap Shetty,
Atsuhiko Sugimoto, Yoriyasu Suzuki,
Hideo Takebayashi, Rhishikesh Umalkar*

Presenters

Successful Detachable Coil- Sealing of Distal Wire
Coronary Perforation in a 61 year-old Patient with
Acute ST-Elevation Inferior Myocardial Wall
Infarction

*Madeleine Perocho Su
(National Heart Centre Singapore, Singapore)*

Climbing the Spiral Stairway from Hell to Heaven:
A Case of Post-Drug-Coated Balloon Dissection
Ji Ken Ow

(National Heart Institute, Kuala Lumpur, Malaysia)

Caught, Trapped, and Dislodged: A Unique Case
of Wire Tip Entrapment, Coil Unraveling, and
Unexpected Migration

Bayushi Eka Putra (Sapporo Cardiovascular Clinic, Japan)

Retrieval of a Stent Deformed by the Nose Cone of
a Directional Coronary Atherectomy Catheter
Yusuke Shirai (Hamamatsu Medical Center, Japan)

From complication to resolution: Bailout strategies
in RCA iatrogenic dissection

Naohiro Kishiue (Asahikawa Redcross Hospital, Japan)

For the Next Patient...

Heng Shee Kim (Sultanah Aminah Hospital, Malaysia)

Successful Bailout of Silverway? Wire Entrapment
During Emergency PCI for Acute Coronary
Syndrome

*Kazuki Kumagai
(Shonan Kamakura General Hospital, Japan)*

17:00-17:50 **Complication 2**

Chairs

Toru Kataoka, Byeong Keuk Kim

Judges

*Anthony Brazzale, Monowar Hussain,
Hiroaki Matsuda, Pratap Chandra Rath,
Tepei Sugaya, Takushi Sugiyama,
Masataka Yoshinaga*

Presenters

A Case of Extensive Malignant Dissection Caused
by Intravascular Lithotripsy for a Calcified Lesion
Masaru Abe (Osaka Rosai Hospital, Japan)

Successful use of Tip Detection ADR for ostial RCA
dissection in ACS

*Tomohisa Sakata
(Japanese Red Cross Nasu Hospital, Japan)*

A case of blow-out-type coronary artery rupture in
using orbital atherectomy system for left circumflex
lesions with a severely calcified nodules

*Tomonori Miyabe
(Tokyo Metropolitan Tama Medical Center, Japan)*

Rota Perforation

Ikuma Sasaki (Nagoya Ekisaikai Hospital, Japan)

Postprocedural shock related to right rectus
abdominis hematoma

Jang-Whan Bae (Good Samsun Hospital, Korea)

Coronary Theater 6

International Joint Session

14:00-16:00 **CTOCC@CCT**

Chairs

Kazuhiro Ashida, Jiyan Chen

Panelists

Shinya Fujita, Xueqiang Guan, Tao Hu, Shozo Ishihara, Eisho Kyo, Hao Lu, Jie Qian, Takeshi Serikawa, Xin Zhong

Opening presenters

Junbo Ge, Eisho Kyo

Lecturers

The current status CTO PCI in China
Lei Ge

The current status CTO PCI in Japan
Maoto Habara

Retrograde-guided Puncture Reentry technique
Bin Zhang

IVUS-guided tip-detection ADR
Kota Tanaka

Complex CTO PCI case review: My Experiences
Jianning Ma

Complex CTO PCI Case Review: My Experiences
Kazunori Masuda

Closing Presenter

Jiyan Chen

Symposium

16:00-18:00 **Special Symposium on "Recaticimab":
Four Doses a Year, Long-lasting Peace of
Mind**

Co-sponsored by

Jiangsu Hengrui Pharmaceuticals Co., Ltd.

Presentation Studio 1

Case Competition

8:30-9:40 **Complication 3**

Chairs

A.V. Ganesh Kumar, Hisayuki Okada

Judges

Hyuma Daidoji, Wei-Chieh Huang, Charan Lanjewar, Soji Nishio, Vinod Sharma, Masanori Teramura, Hiroki Uehara

Presenters

Successful Bailout of Severe Dissection in a Sub-total RCA Lesion Using the Straw Technique and Tip Detection Method
Kazunori Yamaji (Kurume University Hospital, Japan)

Calcified Vessel Perforation
Ting Yuen Beh (National Heart Institute, Malaysia)

Rescue the broken Rota wire into 3 pieces after Rota-atherectomy
Wenjung Chung (Kaohsiung Chang Gung Memorial Hospital, Taiwan, R.O.C.)

A case of coronary perforation induced by balloon dilatation after insufficient lesion modification with intravascular lithotripsy for in-stent calcified nodule
Shinichiro Okata (Japan Red Cross Yokohama City Bay Hospital, Japan)

A case report of Rotational Atherectomy-Induced Coronary Perforation at Left Circumflex Artery Ostium with Carina-Side Calcified Nodule
Kotaro Kagiya (Ageo Central General Hospital, Japan)

Successful Retrieval of a Stuck Rotablator Burr Using Balloon-Assisted Guide Extension Catheter Technique: A Case Report
Kazuki Iwasa (Yokohama City Minato Red Cross Hospital, Japan)

Delayed Iatrogenic Coronary Artery Dissection After Drug-Coated Balloon Treatment
Michito Murata (Toho University Omori Medical Center, Japan)

9:55-11:15 **ACS 2**

Chairs

Yuichi Kobori, Adrian F. Low

Judges

*Edward Gacrama, Masahiro Koide,
Tomohiko Teramoto*

Presenters

PCI for STEMI Due to a Heavily Calcified Ostial Lesion of the Right Coronary Artery
Shoya Ono

(Dokkyo Medical University Nikko Medical Center, Japan)

Inflate to Innovate: A Stentless Strategy for High-Lipid Thrombotic Lesions

Norhaliza Binti Am Haris

(National Heart Institute, Malaysia)

The ELCA contributed to identifying the cause of myocardial infarction

Hideki Usuda

(Niigata University Graduate School of Medical and Dental Sciences, Japan)

Dealing with Refractory RCA Thrombosis and Multivessel Coronary Artery Disease Presenting as Late-Onset NSTEMI With Hemodynamic Instability
Teh-Kuang Sun (Cheng Ching Hospital, Taiwan, R.O.C.)

Cardiogenic shock in a young woman: An unusual presentation of cardiovascular syphilis

Jaemyoung Lee

(Gyeongsang National University Changwon Hospital, Korea)

Acute thrombotic occlusion right coronary artery in octogenarian

Nagamony Bhagavathi

(Dr Kamakshi Memorial Hospital Siruseri Omr, India)

Acute coronary syndrome with right coronary artery compression due to pseudoaneurysm of artificial graft vessel

Yusuke Hara (Niigata City General Hospital, Japan)

Successful management of a giant coronary artery aneurysm following double-layered stent fracture with graft stent implantation: A case report

Youngsang Jeong

(Yeungnam University Medical Center, Korea)

11:30-12:30 **CHIP**

Chairs

Jang-Whan Bae, Masaru Yamaki

Judges

*Prashant Manohar Jagtap, Takashi Kajiya,
Taito Nagai, Yoshimi Numao, Andrew Ong,
Hiroaki Tsujita*

Presenters

A Case of Successful Catheter-Based Treatment for Chronic Total Occlusion with a Calcified Nodule and Severe Aortic Stenosis in a Patient with Multivessel Disease and Reduced Left Ventricular Function

Shojiro Hirano (Toho University, Japan)

Crash-to-Cure: IABP-Backed DK-Crush + Culotte Salvage of Sequential Bifurcations after RCA-Triggered Shock in an ESRD Diabetic

Yen-yu Hsiao

(Antai Medical Care Cooperation Antai Tian-sheng Memorial Hospital, Taiwan, R.O.C.)

Burr Meets Boom: A High-Risk Left Main Adventure

Yuen Han Lim (National Heart Institute, Malaysia)

A case of CHIP intervention for a super-old patient with NSTEMI-ACS and heart failure

Moe Mitsuno (Tsuchiya General Hospital, Japan)

A case of successful treatment for severe coronary artery disease including severely calcified RCA CTO and classical low flow low gradient aortic stenosis

Nobuhiro Yoshijima

(Saiseikai Utsunomiya Hospital, Japan)

CHIP case of 2-vessels CTO and LMT lesion with severe calcification in a poly-vascular disease patient with cardiogenic shock

Yasunori Inoguchi

(Kanazawa Cardiovascular Hospital, Japan)

Digital Poster Session

14:00-15:30 Digital Poster Session 1

Chair / Head of Judge
Junichi Yamaguchi

Chair
Yuichiro Maekawa

Judges
Kazuho Kamishima, Viroj Muangsillapasart, Ryoji Nagoshi, Yasser Sadek, Naoki Shibata, Bernard Wong

Presenters

C-05 **Digital** A case of RCA and LAD double CTO with LMT lesion which needed a calcified debulking for severe calcified lesions
Chikara Ueyama (Gifu Prefectural Tajimi Hospital, Japan)

C-09 **Digital** A very unusual cause of hypotension during CTO PCI
Simon Soo Siong Lo (Gleneagles Hospital Penang, Malaysia)

C-13 **Digital** Intravascular Lithotripsy vs Cutting Balloon for Severe Coronary Calcification
Yuxi Sun (Xin Hua Hospital Affiliated to Shanghai Jiao Tong University School of Medicine, People's Republic of China)

C-15 **Digital** Clinical Outcomes of Rotational Atherectomy in Octogenarians: Insights from a ROCK Registry
Jin Jung (St. Vincent Hospital, College of Medicine, The Catholic University of Korea, Korea)

C-16 **Digital** Comparison of 1 year Clinical Outcomes between Rotational Atherectomy and Intravascular Lithotripsy for Calcified Coronary Stenosis with Acute Coronary Syndrome
Yasuhiro Honda (Miyazaki Medical Association Hospital, Japan)

Case Competition

15:40-16:50 Calcified Lesion 1

Chairs
Yoshifumi Kashima, Hun Sik Park

Judges
Soichiro Ebisawa, Sarah Fairley, Yuichi Kobori, Akira Nakano, Narayana Reddy, Lokendra Rekwal, Masayuki Sakurai

Presenters

A successful very elderly case treated with IVL to the highly calcified stenosis at circumflex orifice
Mitsunobu Kaneko (Tokyo Metropolitan Police Hospital, Japan)

A case of effective combination therapy of rotational atherectomy and intravascular lithotripsy for severe calcified lesion
Sho Nagamine (Edogawa Hospital, Japan)

Coronary visual intelligence system guided left main intervention
Dingyu Wang (The First Affiliated Hospital of Harbin Medical University, People's Republic of China)

A Challenging Case Report: Critical Left Main Artery to Left Descending Artery Stenting in a Heavily Calcified Stenosis
Anand Raj Silveraju (Hospital Sultan Idris Shah Serdang, Malaysia)

Low Contrast Percutaneous Coronary Intervention of Severe Calcified Lesion in Chronic Kidney Disease
Hunjoon Lee (St. Vincent's Hospital, The Catholic University of Korea, Korea)

A case of successful treatment of a left main bifurcation lesion using rotational atherectomy under intra-aortic balloon pump support
Kazuhiro Nitta (JA Hiroshima General Hospital, Japan)

Aggressive wire recanalization in calcified atheroma and dilation technique for calcified nodule of coronary artery
Kiwamu Sudo (Sakurabashi Watanabe Advanced Healthcare Hospital, Japan)

Poster Booth I

Poster Session

10:30-11:00 **CTO 1**

Chairs

Richard Alcock, Katsuyuki Hasegawa, Takeshi Niizeki

Presenters

- C-01** Drug-Coated Balloon-Only PCI Strategy in LAD CTO
Chee Kent Er
(Hospital Sultan Idris Shah Serdang, Malaysia)
- C-03** Successful Percutaneous Coronary Intervention of a Chronic Total Occlusion in the Right Coronary Artery Using a Hybrid Strategy
Nandhesh Arumugam
(Hospital Sultan Idris Shah, Serdang, Malaysia)
- C-04** A case of chronic total occlusion of right coronary artery with difficult backup
Toshihiko Kishida (IMS Fujimi General Hospital, Japan)
- C-05** A case of RCA and LAD double CTO with LMT lesion which needed a calcified debulking for severe calcified lesions
Chikara Ueyama (Gifu Prefectural Tajimi Hospital, Japan)

16:00-16:30 **CTO 2**

Chairs

Yuya Nakagawa, Masatsugu Nozoe, Seung-Woon Rha

Presenters

- C-02** Application of the J-CTO Score to Recanalization for In-Stent Chronic Total Occlusions
Yi-Chih Wang
(National Taiwan University Hospital, Taiwan, R.O.C.)
- C-07** A case of retrograde PCI with Intravascular Lithotripsy for RCA In-Stent CTO
Jumpei Todoroki (Chubu Tokushukai Hospital, Japan)
- C-08** Quantitative Coronary Computed Tomography Angiography Assessment for Differentiating between Total Occlusions and Severe Stenoses
Shinichiro Masuda (Ageo Central General Hospital, Japan)
- C-09** A very unusual cause of hypotension during CTO PCI
Simon Soo Siong Lo
(Gleneagles Hospital Penang, Malaysia)

Poster Booth II

Poster Session

10:30-11:10 **Calcified Lesion**

Chairs

Ryuichi Funada, Makoto Sekiguchi, Arvin Romero Yumul

Presenters

- C-11** When Cracking the Calcium Creates a New Challenge: An IVUS-Guided Approach to a Giant Post-IVL Fissure
Bayushi Eka Putra (Sapporo Cardiovascular Clinic, Japan)
- C-12** Bailout of Under expanded Stent in Calcified Lesion Using IVL and OPN Balloon
Navaneedha Lingam NLM Mahalingam
(Pusat Jantung Hospital Sultan Idris Shah Serdang, Malaysia)
- C-13** Intravascular Lithotripsy vs Cutting Balloon for Severe Coronary Calcification
Yuxi Sun
(Xin Hua Hospital Affiliated to Shanghai Jiao Tong University School of Medicine, People's Republic of China)
- C-14** A case of rotational atherectomy and intravascular lithotripsy assisted PCI for severely calcified stenosis
Tatsuki Yoshie (Yokkaichi Municipal Hospital, Japan)
- C-15** Clinical Outcomes of Rotational Atherectomy in Octogenarians: Insights from a ROCK Registry
Jin Jung
(St. Vincent Hospital, College of Medicine, The Catholic University of Korea, Korea)
- C-16** Comparison of 1 year Clinical Outcomes between Rotational Atherectomy and Intravascular Lithotripsy for Calcified Coronary Stenosis with Acute Coronary Syndrome
Yasuhiro Honda
(Miyazaki Medical Association Hospital, Japan)
- C-17** A Case of Dual Preparation Therapy for the Calcified Nodule in In-Stent Restenosis After Stentablation
Tatsuya Tabata (Urasoe General Hospital, Japan)

Thursday, October 23

PCI Live Theater 2

Luncheon Seminar

Japanese only

12:45-13:45 **MVP (Most Valuable Preparation)**
～Labと臨床の視点から～

座長

小林 智子

演者

Must change mindset in severe calcified lesions
鹿島 由史

石灰化病変の攻略：石灰化モデルで探るROTA-CUTの医工学的評価

岩崎 清隆 (早稲田大学先端生命医科学センター)

共催：ポストン・サイエンティフィック ジャパン株式会社

Coronary Theater 3

Fellow Course

Japanese only

8:30-10:00 **分岐部**

座長

嶋田 芳久

吉川 糧平

演者

分岐部病変の基礎とイメージングの活用法
名越 良治

分岐部病変におけるデバイス選択
～ステント留置かDCBか～

松尾 浩志

側枝保護と分岐部最適化のための手技

福原 怜

分岐部における“plaque modification”の重要性
片岡 亨

非CTO病変における“tip detection法”の活用法
鈴木 智詞

Coffee Break Session

Japanese only

10:15-10:45 **AMI-CSに対するImpella**

座長

羽原 真人

演者

岡本 直高

共催：ジョンソン・エンド・ジョンソン メドテック

11:00-12:30 **合併症**

座長

小川 崇之

三軒 豪仁

演者

Atherectomy deviceの合併症シリーズ (RotaやOAS
特有の合併症とその回避・対処法)

加納 誠士

デバイススタック合併症シリーズ (IVUSやwireや
バルン等のスタックの機序と回避・対処法)

福原 怜

CTO合併症シリーズ (CTO PCIにおけるchannel
injury, donor arteryのイベント、などの合併症への
対応)

田中 康太

Deep Dive into Coronary Perforation ～Covered
Stent留置する？しない？どこに？どうやって？
～ (機序に応じた冠動脈穿孔の対処法)

下地 顕一郎

Deep Dive into Pericardiocentesis ～心タンポ合
併するも、エコーガイド穿刺困難。どうする？
～ (エコーガイド穿刺困難の心タンポにおけるア
ンギオガイド心嚢穿刺の方法、注意すべき点)

三軒 豪仁

Luncheon Seminar

Japanese
only

12:45-13:45 **New dual lumen catheter 「MUSOU」**

座長
羽原 真人

演者
下地 顕一郎
松田 洋彰

共催：株式会社カネカメディックス

Coffee Break Session

Japanese
only

15:45-16:15 **分岐部病変の分岐点! 進化するデバイスと臨床応用**

座長
木下 順久 (豊橋ハートセンター)

演者
寺村 真範

共催：朝日インテック株式会社

Friday, October 24

PCI Live Theater 1

PCI Live Case Transmission

LIVE

Toyohashi Heart Center

Operators

Maoto Habara, Yoshifumi Kashima, Koshi Matsuo, Kenya Nasu

Imaging Commentators

Masanori Teramura, Tomohiro Yamaguchi

8:30-10:30 Toyohashi Live 1

Chairs

Wataru Nagamatsu, Jie Qian, Kenichi Sakakura

Supervisor

Satoru Otsuji

Commentators

Jang-Whan Bae, Pravin K. Goel, Hirooki Higami, Kenji Kawajiri, Feng Yu Kuo, Noriko Makiguchi, Yohei Numasawa, Shinjo Sonoda, Cheng-Chun Wei

Special Focus Live

Co-sponsored by
NIPRO CORPORATION

10:30-12:30 Toyohashi Live 2

Chairs

Kazuhiro Ashida, Byeong Keuk Kim, Yuji Oikawa

Supervisor

Takahiko Suzuki

Commentators

Katsuyuki Hasegawa, Shozo Ishihara, A.V. Ganesh Kumar, Hiroaki Matsuda, Elliot Smith, Yoriyasu Suzuki, Toru Takii

Special Focus Live

Co-sponsored by
KANEKA MEDIX CORPORATION

Luncheon Seminar

Japanese
only

12:45-13:45 Strategic Approaches to Calcified Lesion - Selecting the Optimal Device -

See p. 36

Co-sponsored by
Abbott Medical Japan LLC

PCI Live Case Transmission

LIVE

Toyohashi Heart Center

Operators

Maoto Habara, Yoshifumi Kashima, Koshi Matsuo, Kenya Nasu

Imaging Commentators

Masanori Teramura, Tomohiro Yamaguchi

14:00-16:00 Toyohashi Live 3

Chairs

Michiya Kageyama, William Lombardi, Shunsuke Matsuno

Supervisor

Masahisa Yamane

Commentators

Atsushi Hirohata, Raisuke Iijima, Yusuke Inagaki, Arun Kalyanasundaram, Hee-Yeol Kim, Yoshiaki Mibiki, Hiroaki Tujita

Special Focus Live

Atherectomy Device Performance Characteristics:
Evidence from the DIRO Study
Naotaka Okamoto

Co-sponsored by
Boston Scientific Japan K.K.

16:00-18:00 Toyohashi Live 4

Chairs

Yuji Hamazaki, Yoshihiro Morino

Supervisor

Tomoaki Hinohara

Commentators

Hiroto Kano, Marohito Nakata, Masahiro Natsuaki, Hun Sik Park, Koichi Tamita, Masatoki Yoshida

Mini Lecture

Evaluating the Efficacy of Onyx Frontier™ for
Challenging Calcified Lesions
Koki Shishido
(Shonan Kamakura General Hospital, Japan)

Co-sponsored by
Medtronic Japan Co., Ltd.

Mini Lecture

Co-sponsored by
SHIMADZU CORPORATION

PCI Live Theater 2

PCI Live Case Transmission

LIVE

Sakurabashi Watanabe Advanced Healthcare Hospital

Operators

Rei Fukuhara, Atsunori Okamura, Ryohei Yoshikawa

Imaging Commentators

Hiroki Emori, Satoshi Suzuki

8:30-10:30 Sakurabashi Live 1

Chairs

Tian Hai Koh, Ken Kozuma, Masaru Yamaki

Commentators

*Shingo Hosogi, Makoto Hoyano, Yasuaki Koga,
Seung-Woon Rha, Tomohiko Teramoto,
Shuichi Yoneda*

8:30-9:30

Special Focus Live

Rotablator™ for Volume Reduction: Breaking the Stone Effectively

Masakazu Kikai

(Omihachiman Community Medical Center)

Co-sponsored by

Boston Scientific Japan K. K.

9:30-10:30

Special Focus Live

Clinical Value of Angio-Seal and Key Points for Optimal Use

Kotaro Mochida (JR Tokyo General Hospital)

Co-sponsored by

Terumo Corporation

10:30-12:30 Sakurabashi Live 2

Chairs

Fumitaka Hosaka, R. Michael Wyman, Junji Yajima

Commentators

*Chi-Jen Chang, Jungo Furuya, Ryuzo Hayashi,
Kazunori Masuda, Masayuki Sakurai,
Masaki Tanabe, Jun Yamashita*

Special Focus Live

Co-sponsored by

Terumo Corporation

Luncheon Seminar

**Japanese
only**

12:45-13:45

See p. 36

Co-sponsored by

Medtronic Japan Co., Ltd.

PCI Live Case Transmission

LIVE

Saiseikai Utsunomiya Hospital

Operators

Takeshi Niizeki, Kenichiro Shimoji, Takafumi Tsuji

Imaging Commentators

Kazumasa Kurogi, Hidenari Matsumura

14:00-16:00 Utsunomiya Live 1

Chairs

Hiromasa Katoh, Hiroyuki Tanaka

Commentators

*Hyuma Daidoji, Yoshiaki Kawase, Yuetsu Kikuta,
Soo Teik Lim, Shih-Chi Liu, Takuya Myojo*

16:00-18:00 Utsunomiya Live 2

Chairs

Ichiro Hamanaka, Yoshiaki Ito

Commentators

*Ryo Gotoh, Anek Kanoksilp, Adrian F. Low,
Akira Nakano, Naotaka Okamoto, Koki Omi*

Coronary Theater 3

Fellow Course

Japanese only

8:30-10:00 **CTO**

☞ See p. 37

Coffee Break Session

Japanese only

10:15-10:45 **Best case of ELCA**

☞ See p. 37

Co-sponsored by
Philips Japan, Ltd.

Fellow Course

Japanese only

11:00-12:30 **Imaging**

☞ See p.37

Luncheon Seminar

Japanese only

12:45-13:45 **Dual Prep Strategy for Complex Calcified Lesions**

☞ See p. 37

Co-sponsored by
Shockwave Medical Japan

Scientific Program

14:00-15:30 **Update of DCA**

Chairs

Hiroaki Hirase, Junji Yajima

Lecturers

Evolution of DCA, Usefulness of AtheroCut MK2
Ryoji Koshida

Importance of perpendicular views in safety
DCA

Hideto Sangen

Effectiveness of DCA for eruptive calcified
nodule

Ryusuke Yamamoto

Case Presentation: DCA for LCx ostial lesion
Yasunori Inoguchi

Case Presentation: Trouble shooting of DCA
associated complications
Norihiro Kobayashi

Co-sponsored by
NIPRO CORPORATION

Coffee Break Session

Japanese only

15:45-16:15 **Tip-Detection Registry
~ Imaging Guide PCI for coronary CTO ~**

☞ See p. 37

Co-sponsored by
Terumo Corporation

Symposium

Japanese only

16:30-18:00 **YES Foundation "Debate"session@
CCT2025**

☞ See p. 38

Co-sponsored by
YES Foundation / ASAHI INTECC CO., LTD.

Coronary Theater 4

International Joint Session

8:30-9:30 **TTT@CCT -Nightmare in CTO PCI-**

Moderators

*Chi-Jen Chang, Paul Hsien-Li Kao,
Tomoko Kobayashi, Shunsuke Matsuno*

Panelists

*Cheng-An Chiu, Shunsuke Kitani, Shih-Chi Liu,
Kazunori Masuda*

Opening presenter

Paul Hsien-Li Kao

Speaker

CTO-PCI complication and management
Hsiu-Yu Fang

Discussion

Speaker

Strategy for severe calcified CTO lesions
Hiromasa Katoh

Discussion

Speaker

Case Sharing
Shih-hao Yu

Discussion

Speaker

My nightmare CTO case
Michiya Kageyama

Discussion

Closing Presenter

Shunsuke Matsuno

International Joint Session

9:30-10:30 **ISIC@CCT -Breaking barriers in CTO revascularization-**

Chair

Achmad Fauzi Yahya

Supervisor

Yasumi Igarashi

Panelists

*Achmad Fauzi Yahya, Ken Ishibashi,
Ichiro Hamanaka, Az Hafid Nashar, Sodiqur Rifqi*

Opening presenter

Achmad Fauzi Yahya

Presenter

IVUS guided ostial CTO
Sodiqur Rifqi

Discussion

Presenter

Retrograde CTO indeselected donor artery
Az Hafid Nashar

Discussion

Presenter

Case Presentation
Takuma Tsuda

Discussion

Presenter

Case Presentation
TBA

Discussion

Closing Presenter

Achmad Fauzi Yahya

Scientific Program

11:00-12:30 **Complication and Bailout**

Chairs

Feng Yu Kuo, Takayuki Ogawa

Commentators

*Yoshihide Fujimoto, Bilal Iqbal,
Yoshinori Shimooka, Cheng-Chun Wei*

Lecturers

IVUS complication, IVUS guided ADR etc.
Ruka Yoshida

Angiography-guided pericardiocentesis etc.
Hideto Sangen

LM, covered stent etc.

Norihiro Kobayashi

Management for epicardial collateral perforation
Bilal Iqbal

International Joint Session

LIVE

14:00-16:00 APCTO @ CCT 2025-Live case from Prince of Wales Hospital-

Operators

Karl Chi Yuen Chan, Eugene Brian Wu

Chairs

Wataru Nagamatsu, Scott Andrew Harding

Panelists

Sarah Fairley, Achmad Fauzi Yahya, Feng Yu Kuo, Hiroaki Matsuda, Hiroshi Nakagata, Naoki Shibata, Bernard Wong, Tetsuya Yamamoto

Scientific Program

16:00-18:00 Fusion of Japanese and Overseas technique

Chairs

J. Aaron Grantham, Hiromasa Katoh, Masahisa Yamane

Discussants

Soichiro Ebisawa, Makoto Sekiguchi, Bin Zhang

Lecturers

How to move the cap
Scott Andrew Harding

How to track the extraplaque
Arun Kalyanasundaram

How to re-enter the distal true lumen, Overseas style
Elliot Smith

How to re-enter the distal true lumen, Japanese style
Kota Tanaka

For next success (STAR and optimal timing of staged stenting)
TBA

Representative fusion case
Masahisa Yamane

Coronary Theater 5

9:00-10:30 Chinese Perspectives on Live Case Transmissions 1

Chair

Kyo Eisho

Commentators

Shinya Fujita, Katsuyuki Hasegawa, Yuan He, Masaaki Okutsu, Li Xu, Yuanyuan Zhang, Er Li Zhang, Can Zhou

Co-sponsored by
Terumo Corporation

Symposium

11:00-12:30 Asia Theatre: Navigating the Complex Vessel ~ Breaking Through the Block ~ Flow Reclaimed

Chairs

Eisho Kyo, Tao Hu

commentators

Yu Cao, Ching-Tang Chang, Szu-Chi Chien, Xueqiang Guan, Yuetsu Kikuta, Akira Nakano, Bin Nie, Masaharu Okada, Changlin Zhai

Speakers

Xin Zhong, Jianying Ma, Cheng-Yu Ke, Hsiang-Yao Chen, Takuma Tsuda

Co-sponsored by
KANEKA MEDIX CORPORATION

14:00-15:30 Chinese Perspectives on Live Case Transmissions 2

chairs

Kyo Eisho, Jiyan Chen, Jianfang Luo

Commentators

Kazunori Masuda, Yasuhiro Nakano

Lecturers

Septal Collaterals Application in Retrograde PCI
Zhang Bin

Diagnosis and Treatment of Coronary Artery Spasm
Yuquan He

Treatment Strategies for Complex Coronary Artery Lesions
Mingqi Zheng

Co-sponsored by
*ASAHI INTECC CO., LTD.
CANON MEDICAL SYSTEMS CORPORATION*

Presentation Studio 1

Case Competition

8:30-9:40 **Calcified Lesion 2**

Chairs

Hiroaki Hirase, William Lombardi

Judges

*Chee Tang Chin, Masato Ishikawa, Takashi Kajiya,
Marohito Nakata, Azarisman Shah Mohd Shah,
Jumpei Todoroki*

Presenters

A case of stent thrombosis caused by stent underexpansion due to severe calcification of the LAD, successfully treated with stent ablation using rotablation

Wakana Teranaka (University of Osaka, Japan)

Successful Intravascular Lithotripsy for a Circumferentially Calcified Left Anterior Descending Artery Lesion in Non-ST-elevation Myocardial Infarction

Mitsuo Hinoi

(Hiroshima City Hiroshima Citizens Hospital, Japan)

Rotational Atherectomy in Left Main Bifurcation: A Strategy for High Calcium Burden Lesions

Raghav Sharma

(RKM Cardiac Centre, Agroha Medical College, India)

Complex PCI in Severe Calcified RCA Lesion- ROTA failure, OAS Success

Iskandar Mirza Amran

(Institut Jantung Negara, Malaysia)

A Case of Successful Debulking of a Eccentric Calcified LAD Lesion via Wire Bias Modification

Jumpei Koike (Omi Medical Center, Japan)

Modifying and Unlocking the Prognostic Vessel: A New Approach to Vascular Intervention

Huzairi Bin Sani (Pantai Hospital Klang, Malaysia)

A case of orbital atherectomy under IABP support for unprotected left main ostial lesion with complicated by RCA occlusion and left ventricular dysfunction

Yu Otsu (Tokyo Metropolitan Police Hospital, Japan)

9:55-11:05 **CTO 3**

Chairs

Yoshiaki Ito, Zhan Yun Patrick Lim

Judges

*Vikas Agrawal, Mitsutoshi Asano, Yusuke Inagaki,
Manabhanjan Jena, Hiroshi Nakagata,
Tomoaki Okada, Kamaraj Selvaraj*

Presenters

Successful recanalization of RCA CTO with AWE strategy in an elderly HBR patient, who is labelled to have "NO OPTION"

Hariprasad Rao Thuluva (AIG Hospital, India)

Never say die: Antegrade failures are stepping stones to retrograde success: A challenging case RCA CTO retrograde PCI

Gaurav Kumar Chaudhary

(King George Medical University, India)

Repeat revascularization for long-segment in-stent chronic total occlusion lesion that have re-occluded in a short period after first treatment

Toru Nakanishi (Takatsu General Hospital, Japan)

The end of the road is a new beginning-Successful LCX CTO PCI-AWE

Harish Oruganti (KIMS Hospital, India)

Successful Revascularization of Heavily Calcified Left Main Stenosis and Left Circumflex CTO Using Rotational Atherectomy

Mikihito Morimoto

(The Cardiovascular Institute Hospital, Japan)

DEB only CTO case with follow up

Khalid Aljohani (King Saud University, Saudi Arabia)

A Case of Successful Complete Revascularization in STEMI with Multivessel Disease Including a Heavily Calcified RCA-CTO

Yoshimi Numao (Itabashi Chuo Medical Center, Japan)

11:20-12:20 **CTO 4**

Chairs

Natarajapillai Pratat Kumar, Takeshi Serikawa

Judges

*Onn Akbar Ali, Hai Gao, Yusuke Hosokawa,
Yuya Nakagawa, Takushi Sugiyama*

Presenters

A complex LAD CTO case with IVUS guidance of ostium finding and reverse CART

Chongying Jin

*(Sir Run Run Shaw Hospital, School of Medicine,
Zhejiang University, People's Republic of China)*

Successful Percutaneous Recanalization of a Chronic Total Occlusion in an Anomalous Right Coronary Artery Arising from the Left Coronary Cusp

Motohiro Arai (Cardiovascular Institute, Japan)

A twist, A turn and A Tear

Khai Chih Teh (Institut Jantung Negara, Malaysia)

Different Healing Responses in CTO PCI

Tsun Ho Lam (Queen Mary Hospital, Hong Kong)

A case successfully externalized easily using the aortic arch-assisted Tip-in technique

Ryutaro Waku

(Dokkyo Medical University Hospital, Japan)

Contrast modulation technique: An unconventional approach for crossing CTO lesions during PCI

David Te Wei Kuan

(Fu Jen Catholic University Hospital, Taiwan, R.O.C.)

14:00-15:10 **Calcified Lesion 3**

Chairs

Yu-Cheng Kao, Tomoko Kobayashi

Judges

*William Chan, Praveen Chandra, Yasuhiro Ichibori,
Takayuki Ishihara, Yasuaki Koga, Sudeb Mukherjee,
Yoshinori Shimooka*

Presenters

Which way to go? -A difficult case to treat eccentric severe calcification-

Toshinori Ko (Nippon Medical School Musashikosugi Hospital, Japan)

Expanding Near 20 year Old Taxus Stents with new Lithix IVL Balloon

Wan Faizal Bin Wan Rahimi Shah

(Cardiac Vascular Sentral Kuala Lumpur (CVSKL), Malaysia)

A case of chronic total occlusion with severe calcification in the right coronary artery successfully treated using the guide-extension proximal locking method

Yosuke Fujiyasu (Nayoro City General Hospital, Japan)

Effective Dual Atherectomy Approach: Combined Rotational and Orbital Atherectomy for Severely Calcified Coronary Lesions in a High-Risk Dialysis Patient

Kei Kawai (Seirei Yokohama Hospital, Japan)

A case of successful revascularization for severely calcified three-vessel disease with two-vessel CTO

Ryosuke Hara

(Hyogo Prefectural Amagasaki General Medical Center, Japan)

Successful percutaneous revascularization of chronic total occluded lesion with severe calcification using rota-lithotripsy

Kohei Asada (Shiga University of Medical Science, Japan)

Excimer Laser-Facilitated PCI in a Tortuous, Severely Calcified LCx Lesion: Enabling IVL and Balloon Delivery Without Full Lesion Crossing

Yasunari Sakamoto (Toyohashi Heart Center, Japan)

15:25-16:45 ACS 3

Chairs

Chien-Ming Huang, Ken Kozuma

Judges

*Akhtar Ali Bandeshah, Keita Inanaga,
Nehiro Kuriyama, Tarek Rashid,
Yoshihisa Shimada, Nattapong Thaiyanurak*

Presenters

No stent strategy in young ACS patients
Abhinav Chhabra
(*Medanta The Medicity, Gurugram, India*)

A case of AMI due to calcified nodule involving
LMT-bifurcation successfully treated with rotational
atherectomy
Soichi Nakashiro
(*Saiseikai Fukuoka General Hospital, Japan*)

Navigating the Maze: Real-time IVUS-guided
Rewiring Through Malapposed Stent
Thipakorn Phangmuangdee
(*Phramongkutklo Hospital, Thailand*)

Revascularization of coronary occlusion due to
membranous plaques by tip detection method in
cardiac arrest
Akihiro Okamoto
(*Osaka Metropolitan University Graduate School of
Medicine, Japan*)

Delayed PCI in patients with heavy burden of
organized thrombus presenting NSTEMI
Sehun Kim (*Incheon Sejong Hospital, Korea*)

Acute Coronary Syndrome due to Papillary
Fibroelastoma Detected by Intravascular Ultrasound
Imaging
Hiroto Aikawa
(*Toho University Medical Center Omori Hospital, Japan*)

A case of refractory right ventricular infarction with
stent occlusion that could not be saved
Yutaro Kasai
(*Sapporo Higashi Tokushukai Hospital, Japan*)

Into the unknown: IVUS lights the way through a
blunt cap mystery
Quoc Bao Tran (*Hue Central Hospital, Vietnam*)

17:00-18:00 Complication 4

Chair

Takahide Kodama, Tian Hai Koh

Judges

*Yuquan He, Yuetsu Kikuta, Toshiharu Oka,
Takuma Tsuda*

Presenters

A Case of Myocardial Hematoma Caused by
Coronary Artery Perforation Successfully Treated
with Right Ventricular Fenestration Using a
Guidewire
Koki Fujimori (*University of Shinshu, Japan*)

Complications of Coronary Artery Stenting: A
Clinical Case of Contrast Extravasation and
Pericardial Tamponade with Successful
Endovascular Treatment
Konstantin I Zavialov
(*Bashkir State Medical University Clinic, Russian Federation*)

A Case of Three Vessel Disease with Severely
Reduced LV Function Successfully Treated by
Staged PCI Following ECPR for Cardiac Arrest
During Initial Left Main PCI
Masaki Wakita (*Nippon Medical School Hospital, Japan*)

Navigating Complex PCI-Managing septal
perforation
Nandhesh Arumugam
(*Hospital Sultan Idris Shah, Serdang, Malaysia*)

Catastrophic nightmare in acute inferior wall STEMI
Wongwaris Aphijirawat
(*Queen Sirikit Naval Hospital, Thailand*)

A case of IVUS-Guided bailout reentry in severe
LAD stenosis with subintimal guidewire tracking
Masanao Inoue (*Asahi General Hospital, Japan*)

Presentation Studio 2

Digital Poster Session

14:00-15:30 Digital Poster Session 2

Head of Judge

Shinjo Sonoda

Chair

Hiroyuki Kunii

Judges

Nilesh Mehta, Marohito Nakata, Az Hafid Nashar, Sayeed Rahim, Satoru Tohara, Takayuki Yabe

Presenters

C-18 Cannabis Abuse And ST Segment Elevation Acute Coronary Syndrome (ACS)
Digital
Farrukh Malik
(National Institute of Cardiovascular Diseases, Pakistan)

C-24 Predicting Future Cardiovascular events by Lipid Core Burden index (LCBI)
Digital
Farrukh Malik
(National Institute of Cardiovascular Diseases, Pakistan)

C-31 Timing of veno-arterial extracorporeal membrane oxygenation with cardiogenic shock
Digital
Jinsup Park (Believesewoong Hospital, Korea)

C-33 A case of cardiogenic shock recovered from the acute phase by DCA to LMT under the support of Impella
Digital
Ryo Ibayashi
(Japanese Red Cross Aichi Medical Center Nagoya Daini Hospital, Japan)

Poster Booth I

Poster Session

10:30-11:10 ACS

Chairs

Weiming Li, Yoshihiro Morino, Kaname Takizawa

Presenters

C-18 Cannabis Abuse And ST Segment Elevation Acute Coronary Syndrome (ACS)
Digital
Farrukh Malik
(National Institute of Cardiovascular Diseases, Pakistan)

C-19 IVUS into the Eye of the Storm : A Case Report of Thyroid Storm Masquerading as Acute Myocardial Infarction
Zhao Ming Lee (Hospital Sultan Idris Shah, Malaysia)

C-20 Prognostic Value of Serum Uric Acid and 1-Year Arterial Stiffness Progression for Long-Term Cardiovascular Events in ACS Patients Undergoing PCI
Youngjae Ki (Chosun University, Korea)

C-22 Young Wellens Of A Feather Flock Together
Zhao Ming Lee (Hospital Sultan Idris Shah, Malaysia)

C-23 Management of a CHIP Case Complicated by Complete Atrioventricular Block, Severe Aortic Stenosis, and an Incidental Diagnosis of AL Amyloidosis
Toru Suzuki
(Yokohama City University Graduate School of Medicine, Japan)

16:00-16:40 Imaging / Physiology

Chairs

Kiyoshi Hibi, Jason ZhengFeng Chen, Jun Yamashita

Presenters

C-24 Predicting Future Cardiovascular events by Lipid Core Burden index (LCBI)
Digital
Farrukh Malik
(National Institute of Cardiovascular Diseases, Pakistan)

C-25 A case of recurrent coronary artery restenosis caused by healed plaque erosion due to coronary artery spasm
Daisuke Isomatsu
(Hoshi general hospital, Fukushima, Japan)

C-26 A case of effective treatment for calcified lesion using DCA
Yuma Yamakawa (Shuuwa General Hospital, Japan)

C-27 Case Report: Successful Bailout for an Unanticipated Optical Coherence Tomography Catheter During PCI
Tomoaki Kamura (Karatsu Red Cross Hospital, Japan)

C-28 Functional Coronary Angiography Versus Wire-Based Fractional Flow Reserve for the Assessment of Intermediate Coronary Artery Lesions
Ken Koda (Osaka Keisatsu Hospital, Japan)

Poster Booth II

Poster Session

16:00-16:40 **MCS / LMT / Bifurcation Lesions, Others**

Chairs

Takenori Domei, Masaki Fujita, Aaron Sung Lung Wong

Presenters

C-29 A Case of Lesion Modification by Debulking Were Useful in the PCI of Bifurcation Lesion With an Eccentric Calcified Lesion

Takeru Kasama (Seirei Yokohama Hospital, Japan)

C-30 Impact of Procedural Dissection on Clinical Outcomes in Directional Coronary Atherectomy for Left Main Bifurcation Lesions

Shinji Imura (Okamura Memorial Hospital, Japan)

C-31 Timing of veno-arterial extracorporeal membrane oxygenation with cardiogenic shock

Digital

Jinsup Park (Believeswoong Hoispital, Korea)

C-32 CCTA-Based High-Risk Signatures Predict Peri-Procedural Complications in Patients Undergoing ECMO-Assisted PCI

Bing Wu (PLA General Hospital, People's Republic of China)

C-33 A case of cardiogenic shock recovered from the acute phase by DCA to LMT under the support of Impella

Digital

Ryo Ibayashi (Japanese Red Cross Aichi Medical Center Nagoya Daini Hospital, Japan)

C-34 Impact of a regimen in direct oral anticoagulant therapy with a history of percutaneous coronary intervention and receiving antiplatelet therapy

Koichi Ochi

(Osaka International Medical & Science Center Osaka Keisatsu Hospital, Japan)

Friday, October 24

PCI Live Theater 1

Luncheon Seminar

Japanese only

12:45-13:45 **石灰化病変にどう立ち向かうか
-optimal deviceの選択-**

座長

石原 昭三

加藤 大雅

演者

津田 卓真

Complex PCIにおけるStent Polymer Durability
およびDCB Drug Excipient Integrityの検証

沼澤 洋平

共催：アボットメディカルジャパン合同会社

PCI Live Theater 2

Luncheon Seminar

Japanese only

12:45-13:45 **連鎖する革新：FFRangio®とSymlicity
Spyral™ 腎デナビーションが創る 新たな
診療デザイン**

座長

全 完 (京都府立医科大学)

大塚 憲一郎 (大阪公立大学大学院医学研究科)

演者

PROVISION studyから見るFFRangio®の可能性

高原 在良 (京都府立医科大学)

高血圧治療の新たな選択肢

～Symlicity Spyral™の特長を理解する～

上月 周 (大阪府済生会中津病院)

共催：日本メドトロニック株式会社

Coronary Theater 3

Fellow Course

Japanese only

8:30-10:00 CTO

座長

小堀 裕一
芹川 威

演者

Antegrade firstか？retrograde firstか？
鈴木 孝英

Antegrade punctureの注意点と方法
落海 祐介

IVUS guideに行くのか？retrograde approachに行くのか？
石原 昭三

Collateral channelの選び方、通し方、注意点
杉本 篤彦

Reverse CART時の注意点と方法
嘉納 寛人

高度石灰化を伴うCTOの注意点と対処法
保坂 文駿

Coffee Break Session

Japanese only

10:15-10:45 **Best case of ELCA**
～ Complex PCIにELCAの一手を～

座長

田中 裕之

コメンテーター

片岡 亨

制御困難な急性期ステント内血栓症に対しELCAが有効であった一例
津端 英雄 (京都府立医科大学附属病院)

拡張した右冠動脈内の器質化した巨大血栓に対しエキシマレーザーカテーテルが著効したST上昇型心筋梗塞の一例
橋本 行弘 (奈良県立医科大学附属病院)

共催：株式会社フィリップス・ジャパン

Fellow Course

Japanese only

11:00-12:30 Imaging

座長

奥津 匡暁
蔵満 昭一

演者

IVUS/OCTの原理から複雑病変への治療につながる読影術
日比 潔

エビデンスに基づく網羅的なイメージング所見～合併症予測から至適エンドポイント～
山本 哲也

病理を理解することでわかる石灰化病変イメージング
中澤 学

イメージングを使用した石灰化治療戦略～デバイスの決定からエンドポイント～
近江 晃樹

CTを使用した術前のPCIプランニング
仲野 泰啓

Luncheon Seminar

Japanese only

12:45-13:45 **Dual Prep Strategy for Complex Calcified Lesions : IVLの深化と真価をもたらす石灰化治療の最適解**

座長

大辻 悟

演者

Imagingから見たIVLの有効活用方法
栗山 根廣

症例から考えるDual Prep Strategyの使いどころ
永井 泰斗

共催：Shockwave Medical Japan株式会社

Coffee Break Session

Japanese only

15:45-16:15 **Tip-Detection Registry**
～ Imaging Guide PCI for coronary CTO ～

座長

岡村 篤徳

演者

Tip-Detectionの進化とRegistryへの挑戦 (仮)
田中 康太

共催：テルモ株式会社

Symposium

Japanese
only

16:30-18:00 **YES Foundation “ディベート” セッション@CCT2025
徹底討論-TD methodとレトロの適応を
考える**

座長
越田 亮司

Pro側サポーター
岡村 篤徳

Pro-presentation

演者
TD methodのレトロより優れた点を総括する
石川 正人

TD methodのネガはこのように克服している
鈴木 智詞

Con側サポーター
矢嶋 純二

Con-presentation

演者
TD methodよりレトロが有効な場合を考える
松野 俊介

TD methodがある今、アルゴリズムを再考する
永松 航

コメンテーター
落海 祐介
景山 倫也
下岡 良典
中潟 寛
仲野 泰啓
山本 哲也

共催：YES Foundation / 朝日インテック株式会社

Coronary Theater 5

9:00-10:30 **Chinese Perspectives on Live Case
Transmissions 1**

座長
許 永勝

コメンテーター
藤田 真也
長谷川 勝之
奥津 匡暁
Yuan He
Li Xu
Yuanyuan Zhang
Er Li Zhang
Can Zhou

共催：テルモ株式会社

Symposium

11:00-12:30 **Asia Theatre: Navigating the Complex
Vessel ~ Breaking Through the Block ~
Flow Reclaimed**

座長
許 永勝
Tao Hu

コメンテーター
Yu Cao
Ching-Tang Chang
Szu-Chi Chien
Xueqiang Guan
菊田 雄悦
中野 顯
Bin Nie
岡田 正治
Changlin Zhai

演者
Xin Zhong
Jianying Ma
Cheng-Yu Ke
Hsiang-Yao Chen
津田 卓真

共催：株式会社カネカメディックス



14:00-15:30 **Chinese Perspectives on Live Case Transmissions 2**

座長

許 永勝
Jiyan Chen
ianfang Luo

コメンテーター

舛田 一哲
仲野 泰啓

演者

Septal Collaterals Application in Retrograde PCI
Zhang Bin

Diagnosis and Treatment of Coronary Artery Spasm
Yuquan He

Treatment Strategies for Complex Coronary Artery Lesions
Mingqi Zheng

共催：朝日インテック株式会社
キヤノンメディカルシステムズ株式会社

Coronary International Faculty

Ashish Agarwal
Aakash Hospital, India

Bobu Lal Agarwal
Max Hospital, India

Vikas Agrawal
Institute of Medical Sciences, Banaras Hindu
University, India

Chul-Min Ahn
Severance Hospital, Korea

Richard Alcock
Royal Perth Hospital, Australia

Onn Akbar Ali
KPJ Kajang Specialist Hospital, Malaysia

Jayachandra Amarapalli
Army Institute of Cardio Thoracic Sciences,
India

Ashok Kumar Arigondam
Rela Hospital, India

Muhammad Arshad
Wellington Hospital, New Zealand

Siriporn Athisakul
King Chulalongkorn Memorial Hospital, Thailand

Jang-Whan Bae
Good Samsun Hospital, Korea

Akhtar Ali Bondeshah
Pakistan Institute Of Medical Sciences, Pakistan

Zhang Bin
Guangdong Provincial Cardiovascular Institute,
People's Republic of China

Sunil Bobade
Medicare superspecialty and critical care
hospital, India

Anthony Brazzale
Cairns Hospital, Australia

Guru Chaithanyal Kumar Chagalakondur
Sindhu Hospital, India

Yu Cao
The Third XiangYa Hospital of Central South
University, People's Republic of China

Karl Chi Yuen Chan
Grantham Hospital Hong Kong, Hong Kong

William Chan
Alfred Hospital, Australia

Praveen Chandra
Medanta Hospital, India

Chi-Jen Chang
Chang Gung Memorial Hospital, Linkou, Taiwan,
R.O.C.

Ching-Tang Chang
Kaohsiung Medical University Hospital, Taiwan,
R.O.C.

Gaurav Kumar Chaudhary
King George Medical University, India

Hsiang-Yao Chen
Taipei Hospital, Ministry of Health and Welfare,
Taiwan, R.O.C.

Jason, ZhengFeng Chen
National University Heart Center, Singapore
(NUHS), Singapore

Jiyan Chen
Guangdong Provincial People's Hospital,
Institute of Cardiovascular Diseases, People's
Republic of China

Szu-Chi Chien
China Medical University Hospital, Taiwan,
R.O.C.

Chee Tang Chin
National Heart Centre Singapore, Singapore

Cheng-An Chiu
Kaohsiung Medical University Chung-Ho
Memorial Hospital, Taiwan, R.O.C.

Sanjat Chiwane
Fortis Hospital, India

Donghoon Choi
Yonsei University College of Medicine, Korea

Sarah Fairley
Wellington Hospital, New Zealand

Hsiu-Yu Fang
Kaohsiung Chang Gung Memorial Hospital,
Taiwan, R.O.C.

Achmad Fauzi Yahya
Dr. Hasan Sadikin Central General Hospital,
Indonesia

Edward Gacrama
Philippine Heart Center, Philippine

Hai Gao
Beijing Anzhen Hospital, Capital Medical
University, People's Republic of China

Kumar Ranjith Gattu
KIMS Hospital, India

Junbo Ge
Zhongshan Hospital, Fudan University, People's
Republic of China

Lei Ge
Zhongshan Hospital, Fudan University, People's
Republic of China

Pravin K. Goel
Medanta Hospital, India

J. Aaron Grantham
Saint Luke's Mid America Heart Institute, USA

Jurij Avramovic Gregoric
Hospital Izola, Slovenia

Xueqiang Guan
The Second Affiliated Hospital and Yuying
Children's Hospital of Wenzhou Medical
University, People's Republic of China

Himanshu Gupta
Medanta Hospital, India

Scott Andrew Harding
Wellington Hospital, New Zealand

Yuan He
Xi Jing Hospital, People's Republic of China

Yuquan He
China-Japan Union Hospital of Jilin University,
People's Republic of China

Tao Hu
Xi Jing Hospital, People's Republic of China

Chien-Ming Huang
Cheng Hsin General Hospital, Taiwan, R.O.C.

Wei-Chieh Huang
Taipei Veterans General Hospital, Taiwan, R.O.C.

Monowar Hussain
Nemcare Superspecialty Hospital, India

Bilal Iqbal
Royal Jubilee Hospital, Canada

George Jacob
Rajagiri Hospital, India

Prashant Manohar Jagtap
Viveka Hospital, India

Manabhanjan Jena
Utkal Hospital, India

Sanjog Kalra
Peter Munk Cardiac Centre, Canada

Arun Kalyanasundaram
Promed Hospital, India

Anek Kanoksilp
Central Chest Institute of Thailand, Thailand

Paul Hsien-Li Kao
National Taiwan University Medical School &
Hospital, Taiwan, R.O.C.

Yu-Cheng Kao
Cheng Hsin General Hospital, Taiwan, R.O.C.

Pannala Lakshmi Narasimha Kapardhi
Care Hospitals, India

Cheng-Yu Ke
National Cheng Kung University Hospital,
Taiwan, R.O.C.

Byeong Keuk Kim
Yonsei University Severance Cardiovascular
Hospital, Korea

Hee-Yeol Kim
The Catholic University of Korea, Bucheon St.
Mary's Hospital, Korea

Hyo-Soo Kim
Seoul National University Hospital, Korea

A.V. Ganesh Kumar
Dr. L. H. Hiranandani Hospital, India

Feng Yu Kuo
Kaohsiung Veterans General Hospital, Taiwan,
R.O.C.

Charan Lanjewar
Geneagles Hospital, India

Bong-Ki Lee
Kangwon National University Hospital, Korea

Weiming Li
Beijing Chao-Yang Hospital, People's Republic
of China

Soo Teik Lim
National Heart Centre Singapore, Singapore

Thitima Limjaroen
King Chulalongkorn Memorial Hospital, Thailand

Shih-Chi Liu
Fu Jen Catholic University Hospital, Taiwan,
R.O.C.

Jason Loh
Tan Tock Seng Hospital, Singapore

William Lombardi
University of Washington, USA

Adrian F. Low
National University Heart Centre, Singapore

Hao Lu
Zhongshan Hospital of Fudan University,
People's Republic of China

Jianfang Luo
Guangdong Provincial People's Hospital,
People's Republic of China

Jianning Ma
Zhongshan Hospital of Fudan University,
People's Republic of China

Nilesh Mehta
Northern Health Hospital, Australia

Viroj Muangsillapasart
Chulabhorn Hospital, Thailand

Sudeb Mukherjee
B M BIRLA Hospital, India

Muhammad Munawar
Bina Waluya Hospital, Indonesia

Az Hafid Nashar
Dr. Wahidin Sudirohusodo Hospital, Indonesia

Bin Nie
The Second Affiliated Hospital Zhejiang
University School of Medicine, People's
Republic of China

Andrew Ong
Westmead Hospital, Australia

Balaji Pakshirajan
Madrasah Medical Mission Hospital, India

Anandharaj Selvaraj Panneer
A.V.M. Hospital, India

Hun Sik Park
Kyungpook National University Hospital, Korea

Akshay Ramkishor Pawar
Rhythm Heart Institute, India

Natarajapillai Pratap Kumar
Meditrina Hospital, India

Jie Qian
Fu Wai Hospital, People's Republic of China

Sayed Rahim
Park Nidaan Hospital, India

Ramkumar Rajappan
G. Kuppuswamy Naidu Memorial Hospital, India

V. Surya Prakasa Rao
Care Hospitals, Banjara hills, Hyderabad, India

Tarek Rashid
Ain Shams University, Egypt

Pratap Chandra Rath
Apollo Hospital, India

Narayana Reddy
Samisita Hospital & Research Institute, India

Lokendra Rekwat
Superspecialty Hospital, India

Seung-Woon Rha
Cardiovascular Center, Korea University Guro
Hospital, Korea

Sodiqur Rifqi
Dr. Kariadi General Hospital, Indonesia

Yasser Sadek
Badr University Hospital, Egypt

Kamaraj Selvaraj
Serdang Hospital, Malaysia

Azarisman Shah Mohd Shah
Kuantan Medical Centre, Malaysia

Priyen Kantilal Shah
Care Hospitals, India

Vinod Sharma
National Heart Institute, India

Pratap Shetty
Wollongong Hospital, Australia

Elliot Smith
Barts Health NHS Trust, U.K.

Purich Surunchapakorn
Central Chest Institute of Thailand, Thailand

Nattapong Thaiyanurak
Nakomping Hospital, Thailand

Wasan Udayachalem
King Chulalongkorn Memorial Hospital, Thailand

Rhishikesh Umalkar
Ganeshaa Heart Care Centre, India

Kalaichelvan Uthaya

Kumaran
Madrasah Medical Mission Hospital, India

Manu Varma Raja
Medical Trust Hospital, India

Cheng-Chun Wei
Shin Kong Memorial Hospital, Taiwan, R.O.C.

Aaron Sung Lung Wong
National Heart Centre Singapore, Singapore

Bernard Wong
North Shore Hospital, New Zealand

Eugene Brian Wu
Prince of Wales Hospital, Hong Kong

R. Michael Wyman
Torrance Memorial Medical Center, USA

Li Xu
Beijing Chao-yang Hospital, Capital Medical
University, People's Republic of China

Han-Mo Yang
Seoul National University Hospital, Korea

Shih-hao Yu

Kaohsiung Medical University Chung-Ho Memorial Hospital, Taiwan, R.O.C.

Arvin Romero Yumul
Medical Center Manila, Philippine

Changlin Zhai

The First Hospital Of Jiaying, People's Republic of China

Bin Zhang

Guangdong Provincial Cardiovascular Institute, People's Republic of China

Er Li Zhang

Fuwai Hospital, CAMS&PUMC, People's Republic of China

Yuanyuan Zhang

The first Affiliated Hospital of Hainan Medical University, People's Republic of China

Mingqi Zheng

The First Affiliated Hospital of Hebei Medical University, People's Republic of China

Xin Zhong

Zhongshan Hospital of Fudan University, People's Republic of China

Can Zhou

Beijing Anzhen Hospital, Capital Medical University, People's Republic of China

Faculty members

Japanese Faculty

Mitsutoshi Asano
Japan Red Cross Yokohama City Bay Hospital

Hyuma Daidoji
Yamagata Prefectural Central Hospital

Takenori Domei
Kokura Memorial Hospital

Soichiro Ebisawa
Shinshu University

Hiroki Emori
Shingu Municipal Medical Center

Kenichi Fujii
Kansai Medical University

Yoshihide Fujimoto
International University of Health and Welfare
Narita Hospital

Masaki Fujita
Edogawa Hospital

Shinya Fujita
Hamamatsu Medical Center

Rei Fukuhara
Hyogo Prefectural Amagasaki General Medical
Center

Ryuichi Funada
Kitakanto Cardiovascular Hospital

Atsushi Funatsu
Kyoto Katsura Hospital

Jungo Furuya
Hanaoka Seishu Memorial Hospital

Ryo Gotoh
Saiseikai Kawaguchi General Hospital

Katsuyuki Hasegawa
Higashi Takarazuka Satoh Hospital

Ryuzo Hayashi
General Daiyukai Hospital

Kiyoshi Hibi
Yokohama City University

Hirooki Higami
Teikyo University

Keisuke Hirai
Shin Koga Hospital

Hiroaki Hirase
Takaoka Minami Heart Center

Atsushi Hirohata
The Sakakibara Heart Institute of Okayama

Fumitaka Hosaka
Okamura Memorial Hospital

Shingo Hosogi
Hosogi Hospital

Yusuke Hosokawa
Nippon Medical School Musashi Kosugi
Hospital

Makoto Hoyano
Niigata University Medical & Dental Hospital

Yasuhiro Ichibori
Osaka International Medical & Science Center

Raisuke Iijima
Toho University Medical Center Ohashi Hospital

Tomokazu Ikemoto
Japanese Red Cross Kumamoto Hospital

Yusuke Inagaki
Saiseikai Kawaguchi general hospital

Keita Inanaga
Iizuka Hospital

Yasunori Inoguchi
Kanazawa Cardiovascular Hospital

Shozo Ishihara
Mimihara General Hospital

Takayuki Ishihara
Kansai Rosai Hospital

Masato Ishikawa
Fujita Health University Hospital

Yoshiaki Ito
Saiseikai Yokohama-City Eastern Hospital

Michiya Kageyama
Nasu Red Cross Hospital

Takashi Kajiya
Tenyoukai Central Hospital

Kazuho Kamishima
Tokyo Metropolitan Tama Medical Center

Hiroto Kano
The Cardiovascular Institute

Seiji Kano
Mie Heart Center

Toru Kataoka
Belland General Hospital

Kenji Kawajiri
Matsubara Tokushukai Hospital

Yoshiaki Kawase
Gifu Heart Center

Yuetsu Kikuta
Fukuyama Cardiovascular Hospital

Shunsuke Kitani
Sapporo-Kosei General Hospital

Norihiro Kobayashi
Saiseikai Yokohama-City Eastern Hospital

Yuichi Kobori
Toda Chuo General Hospital

Takahide Kodama
Toranomon Hospital

Yasuaki Koga
Oita Prefectural Hospital

Masahiro Koide
Kyoto Second Red Cross Hospital

Ryoji Koshida
Hoshi General Hospital

Ken Kozuma
Teikyo University

Hiroyuki Kunii
Ohara General Hospital

Shoichi Kuramitsu
Sapporo Cardiovascular Clinic

Nehiro Kuriyama
Miyazaki Medical Association Hospital

Kazumasa Kurogi
Miyazaki Prefectural Nobeoka Hospital

Yuichiro Maekawa
Hamamatsu University School of Medicine

Noriko Makiguchi
Hokushinkai Megumino Hospital

Kazunori Masuda
Uji Tokushukai Medical Center

Hiroaki Matsuda
Nagoya Heart Center

Hidenari Matsumura
Saiseikai Utsunomiya Hospital

Koshi Matsuo
Yao Tokushukai General Hospital

Yoshiaki Mibiki
Sendai City Hospital

Takanobu Mitarai
Oita Oka Hospital

Yoshihiro Morino
Iwate Medical University

Mitsunori Mutou
Kikuna Memorial Hospital

Takuya Myojo
Sapporo Teishinkai Hospital

Taifu Nagai
Misato Central General Hospital

Ryoji Nagoshi
Osaka Saiseikai Nakatsu Hospital

Hiroshi Nakagata
Sendai City Hospital

Yuya Nakagawa
Hakodate Medical Association Hospital

Akira Nakano
Hikone Municipal Hospital

Yasuhiro Nakano
Kyushu University Hospital

Marohito Nakata
Urasoe General Hospital

Gaku Nakazawa
Kindai University

Masahiro Natsuaki
School of Medicine, Saga University

Soji Nishio
Kusatsu Heart Center

Masatsugu Nozoe
Saiseikai Fukuoka General Hospital

Yoshimi Numao
Itabashi Chuo Medical Center

Yohei Numasawa
Keio University School of Medicine

Yusuke Ochiumi
Hiroshima Heart Center

Takayuki Ogawa
The Jikei University School of Medicine

Toshiharu Oka
Hiroshima Prefectural Hospital

Hisayuki Okada
Seirei Hamamatsu General Hospital

Masaharu Okada
Omi Medical Center

Tomoaki Okada
Kagawa Prefectural Central Hospital

Naotaka Okamoto
Osaka Rosai Hospital

Takayuki Okamura
Yamaguchi University

Masaaki Okutsu
Tokai University Hachioji Hospital

Koki Omi
Nihonkai General Hospital

Hiromasa Otake
Kobe University Hospital

Kenichi Sakakura
Jichi Medical University Saitama Medical Center

Masayuki Sakurai
Makita General Hospital

Hideto Sangen
Hakujikai Memorial Hospital

Makoto Sekiguchi
Fukaya Red Cross Hospital

Naoki Shibata
Ogaki Municipal Hospital

Yoshihisa Shimada
Shiroyama Hospital

Yoshinori Shimooka
Hokkaido Medical Center

Shinjo Sonoda
Karatsu Red Cross Hospital

Tepppei Sugaya
Hanaoka Seishu Memorial Hospital

Atsuhiko Sugimoto
Sagamihara Kyodo Hospital

Takushi Sugiyama
Dokkyo Medical University Nikko Medical Center

Satoshi Suzuki
Kindai University Nara Hospital

Takahide Suzuki
JA Hokkaido Asahikawa Kosei General Hospital

Yoriyasu Suzuki
Aichi Medical University

Hideo Takebayashi
Fukuyama Cardiovascular Hospital

Toru Takii
Sendai Open Hospital

Kaname Takizawa
JCHO Sendai Hospital

Koichi Tamita
Akashi Medical Center

Masaki Tanabe
Misugikai Satoh Hospital

Kota Tanaka
Sakurabashi Watanabe Advanced Healthcare
Hospital

Tomohiko Teramoto
Sakura General Hospital

Masanori Teramura
Ichinomiya Nishi Hospital

Junpei Todoroki
Chubu Tokushukai Hospital

Satoru Tohara
Tokyo Hikifune Hospital

Takuma Tsuda
Nagoya Ekisaikai Hospital

Kenichi Tsujita
Kumamoto University

Hiroki Uehara
Tsukuba Memorial Hospital

Takayuki Yabe
Toho University Omori Medical Center

Junichi Yamaguchi
Tokyo Women's Medical University

Tomohiro Yamaguchi
Osaka Metropolitan University Hospital

Ryusuke Yamamoto
Takaoka Minami Heart Center

Tetsuya Yamamoto
Kobe University Graduate School of Medicine

Jun Yamashita
Tokyo Medical University Hospital

Makoto Yamaura
Central Japan International Medical Center

Seiji Yamazaki
Sapporo Higashi Tokushukai Hospital

Kensuke Yokoi
Saga University Hospital

Shuichi Yoneda
National Cerebral and Cardiovascular Center

Masatoshi Yoshida
Okayama University

Ruka Yoshida
Japanese Red Cross Aichi Medical Center
Nagoya Daini Hospital

Masataka Yoshinaga
Fujita Health University Bantane Hospital

CCT2025 Consultation Counter

日程: 10月23日(木)~10月24日(金)

会場: 神戸国際展示場 2号館 1F Exhibition内 Consultation Counter Booth

言語: 英語/日本語

対象: メディカル

●内容

特に若い先生方は、どうやって治療をすれば良いのか分からない、あるいは治療がうまくいかなかったCTO症例に遭遇することがあると思います。本カウンターでは、経験豊富な CCT の director/faculty が先生方の症例を拝見し、先生方とのディスカッションを通してアドバイスやフィードバックを提供します。是非ご応募下さい。

なお、枠に空きがある場合には飛び込み相談も大歓迎です。

※治療予定症例・不成功症例のアンギオ、症例紹介スライド(パワーポイント1枚程度)をご用意の上、ご自身のPCまたはUSBメモリーにて持参ください。

日付	時間	講師 Booth 1	講師 Booth 2	定員
10月23日(木)	10:00-10:30	那須 賢哉 石橋 堅	下地顕一郎 松尾 浩志	各2名
	11:00-11:30	辻 貴史 舛田 一哲	芹川 威 海老澤聡一郎	
	14:30-15:00	岡村 篤徳 寺村 真範	鹿島 由史 藤田 雅樹	
	15:30-16:00	保坂 文駿 木谷 俊介	新関 武史 岡田 正治	
10月24日(金)	10:00-10:30	矢嶋 純二 道明 武範	松野 俊介 景山 倫也	
	11:00-11:30	浜中 一郎 平瀬 裕章	小林 智子 永松 航	
	14:30-15:00	芦田 和博 伊藤 良明	濱崎 裕司 長谷川勝之	
	15:30-16:00	及川 裕二 小林 範弘	八巻 多 坂倉 建一	

Date: Thursday, October 23 - Friday, October 24

Venue: Consultation Counter Booth (Exhibition, 1F, Kobe International Exhibition Hall 2)

Language: English / Japanese

Target: Medical Doctor

●Contents

Young doctors, in particular, may encounter CTO cases that they do not know how to treat or that they have failed to treat. In the CCT2025 Consultation Counter, experienced CCT directors and faculty members will review your case and provide advice and feedback through discussion with you. We are waiting for your application.

If there is a slot available, you are also welcome to join for a consultation without an appointment.

*Please prepare the angiogram of your planned treatment case or your unsuccessful case, along with a slide presentation (Summarized in one PowerPoint slide) and bring the data by your own PC or USB memory stick.

Date	Time	Lecturer Booth 1	Lecturer Booth 2	Capacity
Thursday, October 23	10:00-10:30	Kenya Nasu Ken Ishibashi	Kenichiro Shimoji Koshi Matsuo	2 persons
	11:00-11:30	Takafumi Tsuji TBA	Takeshi Serikawa Soichiro Ebisawa	
	14:30-15:00	Atsunori Okamura Masanori Teramura	Yoshifumi Kashima Masaki Fujita	
	15:30-16:00	Fumitaka Hosaka Shunsuke Kitani	Takeshi Niizeki Masaharu Okada	
Friday, October 24	10:00-10:30	Junji Yajima Takenori Domei	Shunsuke Matsuno Michiya Kageyama	
	11:00-11:30	Ichiro Hamanaka Hiroaki Hirase	Tomoko Kobayashi Wataru Nagamatsu	
	14:30-15:00	Kazuhiro Ashida Yoshiaki Ito	Yuji Hamazaki Katsuyuki Hasegawa	
	15:30-16:00	Yuji Oikawa Norihiro Kobayashi	Masaru Yamaki Kenichi Sakakura	

Abbott ラーニングセンター：Bifurcation Stenting

Japanese
only

日程: 10月24日(金)

共催: アボットメディカルジャパン合同会社

会場: 神戸国際展示場 2号館 1F Exhibition Abbott展示ブース内

対象: メディカル

●内容

日常臨床で分岐部病変に対し行われる治療テクニックに関して適切なPOT、側枝入口部のjailed strutによる影響、そしてKBI時に起きてしまうステント変形や圧着の変化を内視鏡で観察しながら、各テクニックの有用性を学んでいただけます。

なお、こちらはAbbottスタッフによるハンズオンとなります。

日付	時間	講師	定員
10月24日(金)	10:00-11:00	アボットメディカルジャパン合同会社	各4名
	11:30-12:30		

・一部プログラムは、事前予約が必要です。(当日空きがあればご参加可能です)

Abbott ラーニングセンター：Diamondback 360™

Japanese
only

日程: 10月24日(金)

共催: アボットメディカルジャパン合同会社

会場: 神戸国際展示場 2号館 1F Exhibition Abbott展示ブース内

対象: メディカル/メディカルスタッフ

●内容

AbbottスタッフによるDiamondback 360™のハンズオンを開催いたします。

拍動型3D心臓モデルの「HEARTROID®」を用いて、LAD、RCA 等の石灰化疑似病変に対するDiamondback 360™のセットアップ、基本操作、手技の流れをご説明いたします。

日付	時間	講師	定員
10月24日(金)	14:30-15:00	アボットメディカルジャパン合同会社	各4名
	15:30-16:00		
	16:30-17:00		

・一部プログラムは、事前予約が必要です。(当日空きがあればご参加可能です)

IVUS Learning Center

●日本語セッション(Japanese Session)

共催: ボストン・サイエンティフィック ジャパン株式会社

日程: 10月23日(木)

会場: 神戸国際展示場 2号館 1F Exhibition ボストン・サイエンティフィック展示ブース内

対象: メディカル/メディカルスタッフ

Basic Course: IVUS画像の読影・冠動脈オリエンテーション・計測方法などの基礎

日付	時間	コース	講師
10月23日(木)	14:00-15:00	Basic Course	清水 達矢 (市長長浜病院臨床工学技術科)

・事前申込制となります。各セッション定員になり次第、締め切りとさせていただきます。

●English Session(英語セッション)

Co-sponsored by Boston Scientific Japan K.K.

Date: Thursday, October 23 - Friday, October 24

Venue: Boston Scientific Exhibition Booth, Exhibition, 1F, Kobe International Exhibition Hall 2

Target: Doctor or Medical Staff

Intermediate Course: Fundamentals of IVUS. IVUS Image Interpretation & Stent Optimization.

Advance Course: IVUS Guided Lesion Assessment. IVUS in LMT & Calcification & CTO lesion.

Date	Time	Course	Trainer
Thursday, October 23	11:30-12:30	Intermediate Course	Masanori Taniwaki (Mitsui Memorial Hospital)
Friday, October 24	9:30-10:30	Advance Course	Takayuki Ishihara (Kansai Rosai Hospital)

・Advance registration is required. Each session will close as soon as it reaches capacity.

Rotablator™ Learning Center

Japanese only

日程: 10月23日(木)~10月24日(金)

共催: ボストン・サイエンティフィック ジャパン株式会社

会場: 神戸国際展示場 2号館 1F Exhibition ボストン・サイエンティフィック展示ブース内

対象: メディカル

●内容

Basic Course(ハンズオン)

石灰化疑似病変を用いてROTABLATOR™のセットアップ、基本操作トレーニングを行います。

ROTABLATOR™のExpert医師の講師をお招きし、HEARTROIDを活用したハンズオンセッションとなります。

Advanced Course(座学)

病変別によるROTABLATOR™の使い分けや合併症などの症例提示を含めたAdvanceコースとなっており、座学でのセッションとなります。

日付	時間	コース	講師	定員	言語
10月23日(木)	16:00-17:10	Basic Course (ハンズオン)	松尾 浩志 (八尾徳洲会総合病院)	各3名	日本語
10月24日(金)	10:30-11:40	Basic Course (ハンズオン)	加藤 大雅 (福井県立病院)		
	14:30-15:40	Advance Course (座学)	津田 卓真 (名古屋掖済会病院)		

・事前申込制となります。各セッション定員になり次第、締め切りとさせていただきます。

TERUMO LEARNING EDGE - IVUS based 3D wiring

日程: 10月23日(木)

共催: テルモ株式会社

会場: 神戸国際展示場 2号館 1F Exhibition テルモ展示ブース内

対象: メディカル/メディカルスタッフ

言語: メディカル向け(英語)/メディカルスタッフ向け(日本語)

●内容

Coronary領域のIVUS based 3D wiringについて学ぶことができるセミナーです。

日付	時間	対象	講師	定員	言語
10月23日(木)	11:00-12:00	メディカル	岡村 篤徳 (桜橋渡辺未来医療病院)	各8名	英語
	14:00-15:00	メディカル	石川 正人 (藤田医科大学病院)		
	15:30-16:30	メディカルスタッフ	吉川 糧平 (三田市民病院)		日本語

・事前申込制となります。各セッション定員になり次第、締め切りとさせていただきます。

TERUMO LEARNING EDGE

日程: 10月24日(金)

共催: テルモ株式会社

会場: 神戸国際展示場 2号館 1F Exhibition テルモ展示ブース内

対象: メディカル

言語: 英語

●内容

PCIにおけるトラブルシューティングについて学ぶことができるセミナーです。

日付	時間	タイトル	講師	定員	言語
10月24日(金)	11:30-12:30	心タンポナーデを作らないためのコイル塞栓講座	角辻 暁	8名	英語
	14:00-15:00	Vessel Perforation ~ Blow-out 型 Rupture へのカバードステント留置術~		6名	

・事前申込制となります。各セッション定員になり次第、締め切りとさせていただきます。