

The 26th Seminar of Angioplasty of Chronic Total Occlusions

CTO Club


[Dates]

June 26 Fri. – 27 Sat., 2026

[Venue]

WINC AICHI, Nagoya, Japan

Update

Web URL • <https://cct.gr.jp/ctoclub/> Find us on 

Facebook • <https://www.facebook.com/profile.php?id=100064156205483>

Supported by Complex Cardiovascular Therapeutics



Directors

Course Directors

Maoto Habara
Toyohashi Heart Center

Yuji Hamazaki
Ootakanomori Hospital

Michiya Kageyama
Nasu Red Cross Hospital

Yoshifumi Kashima
Oita Cardiovascular Hospital

Hiomasa Katoh
Fukui Prefectural Hospital

Shunsuke Matsuno
The Cardiovascular Institute

Wataru Nagamatsu
Hokusetsu General Hospital

Kenya Nasu
Mie Heart Center

Yuji Oikawa
The Cardiovascular Institute

Atsunori Okamura
Sakurabashi Watanabe Advanced Healthcare Hospital

Kenichiro Shimoji
Saiseikai Utsunomiya Hospital

Hiroyuki Tanaka
Kurashiki Central Hospital

Takafumi Tsuji
Kusatsu Heart Center

Junji Yajima
The Cardiovascular Institute

Ryohei Yoshikawa
Sanda Saiseikai Hospital

International Course Directors

Emmanouil Brilakis
Minneapolis Heart Institute [USA]

Jiyan Chen
Guangdong Provincial People's Hospital,
Institute of Cardiovascular Diseases
[People's Republic of China]

Scott Harding
Wellington Hospital [New Zealand]

Paul Hsien-Li Kao
National Taiwan University Medical School
& Hospital [Taiwan, R.O.C.]

Kambis Mashayekhi
Heartcenter Lahr [Germany]

Eugene Brian Wu
Prince of Wales Hospital [Hong Kong]

Honorary Co-directors

Yasushi Asakura
Aqua Rehabilitation Hospital

Yasumi Igarashi
Sapporo-Kosei General Hospital

Osamu Katoh

Eisho Kyo
Kusatsu Heart Center

Masahiko Ochiai
Showa Medical University Northern
Yokohama Hospital

Satoru Otsuji
Higashi Takarazuka Satoh Hospital

Takahiko Suzuki
Toyohashi Heart Center

Etsuo Tsuchikane
Toyohashi Heart Center

Kinzo Ueda
Medical Corporation Foundation Tokureikai

Masahisa Yamane
Saitama Sekishinkai Hospital

Greetings from the 26th CTO Club

Percutaneous coronary intervention (PCI) for chronic total occlusion (CTO) lesions has shown improved clinical outcomes with advances in devices and techniques. However, particularly in highly complex cases, achieving an optimal balance between safety, procedural success, and efficiency - including cost and procedural time - remains a critical challenge. Improving the quality of CTO PCI requires a systematic understanding of the entire treatment process, including treatment strategy planning based on preprocedural assessment, intra-procedural decision-making and technique switching, and complication avoidance. In particular, the rationale behind intra-procedural decisions and strategy modifications is difficult to convey adequately through lectures or recorded videos alone.

At the CTO Club, we place a strong emphasis on live demonstrations of high-complexity CTO cases, through which the operator's thought process is shared in real time. By visualizing how treatment strategies are developed, why specific techniques are selected, and when key decisions are made, we aim to provide highly reproducible educational opportunities. In addition, we will further discuss the important future challenge of standardizing treatment strategies and procedural techniques.

We cordially invite all physicians involved in CTO PCI to join us in Nagoya and participate in these discussions of high educational value that directly translate into daily clinical practice.

Wataru Nagamatsu, M.D.

The 26th CTO Club Representative Course Director

General Information

Registration

[Pre-registration]

Monday, March 9 - Friday, June 12

[Regular Registration]

Saturday, June 13 - Saturday, June 27

Please access the below webpage.

<https://cct.gr.jp/ctoclub/index.html#x06>



CTO Live Case Transmissions webcast is available!

By paying a special price of 3,000JPY,
you can watch the live sessions online on the day (JST).

Opening Hours

[Registration]

Registration Desk, 5F

Friday June 26 7:40-17:00

Saturday June 27 7:40-15:00

[Exhibition]

Exhibition Room, 5F

Friday June 26 9:00-18:00

Saturday June 27 9:00-15:00

[Poster Posting]

Exhibition Room, 5F

Friday June 26 12:00-18:00

Saturday June 27 9:00-15:30

Language

Official Language: English

Simultaneous interpretation is not available.

Live Case Viewer

The 26th CTO Club participants can view live case data and strategies of operators on "Live Case Viewer" website when the data is ready.

Food and Beverages

Breakfast is provided in "Scientific Program" and "Educational Program Part 2".

Every Luncheon Seminar provides lunch boxes for attendees.

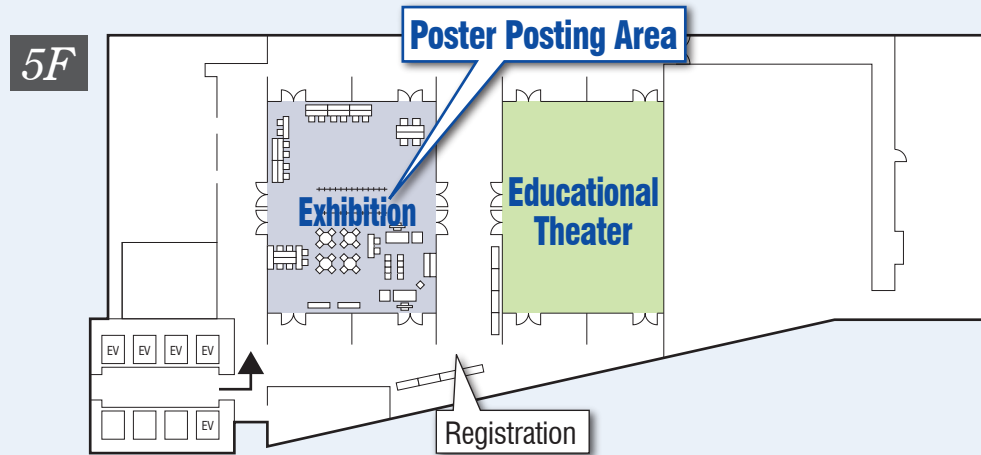
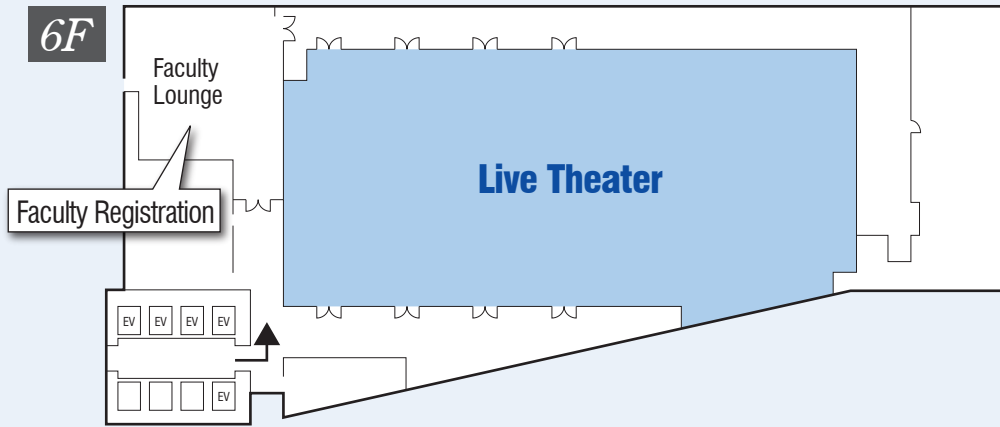
Live Case Transmissions Webcast

All sessions at Live Theater will be broadcasted live online during the 26th CTO Club.

The webcast URL will be available on "My Page" of the registration website (Heartmeetings+) on the day.

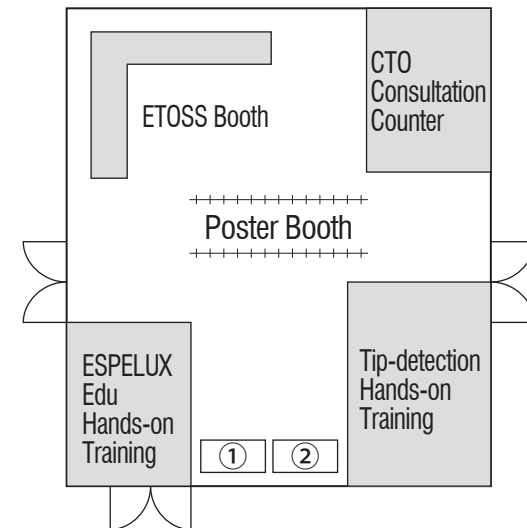
There will be no video on-demand broadcast after the 26th CTO Club.

Floor Plan



Exhibition

5F, WINC Aichi



June 26 9:00-18:00

June 27 9:00-15:00

[Exhibition Booth]

- ① Orbusneich Medical K.K.
- ② Philips Japan, Ltd.

Program at a glance

Official Language: English
 Simultaneous interpretation is not available.
 All sessions at Live Theater will be broadcasted live online.
 🇯🇵 Session in Japanese

Friday, June 26

	7:50	8:00	9:00	10:00	11:00	12:00	13:00	14:00	15:00	16:00	17:00	18:00	19:00
Live Theater		Scientific Program P.5	CTO Live Case Transmission LIVE Sakurabashi Watanabe Advanced Healthcare Hospital P.5			Luncheon Seminar: Learn Again the Penetration Plane Method with Global Leaders ASAHI INTECC CO., LTD. P.5		Educational Program 1. Step-by-Step CTO PCI P.6	CTO Live Case Transmission LIVE The Cardiovascular Institute 17:00-18:00 MLCTO P.6				
Educational Theater			International Joint Session IJCTO@CTO Club Canon Inc. P.7	International Joint Session KCTO@CTO Club P.7		Luncheon Seminar: Unlocking the Power of the MUSOU Dual Lumen Catheter: Advanced Techniques by CTO Experts Kaneka Medix Corporation P.7			International Joint Session APCTO@CTO Club - ZOLUTION Wiring: Concept, Precision, and Succession P.8				
Hands-on Sessions @Exhibition*								ESPELUX Edu Hands-on Training P.12		ESPELUX Edu Hands-on Training P.12	CTO Consultation Counter P.12		
								Tip-detection Hands-on Training P.13					

*See p.12-13 for Hands-on Sessions application & details.

Saturday, June 27

	7:50	8:00	9:00	10:00	11:00	12:00	13:00	14:00	15:00	16:00	17:00	18:00	19:00
Live Theater		Educational Program 2. When CTO PCI Gets Difficult P.9	CTO Live Case Transmission LIVE Toyoashi Heart Center P.9			Luncheon Seminar: Tip Detection Method in CTO PCI TERUMO Corporation P.9		CTO Live Transmission LIVE Saiseikai Utsunomiya Hospital P.10					
Educational Theater				Case Competition: My Most Memorable and/ or Most Educational CTO Case P.11		Luncheon Seminar: How to treat the various complex lesions in daily practice in the Asia-Pacific Kaneka Medix Corporation P.11							
Hands-on Sessions @Exhibition*			CTO Consultation Counter P.12										
				ESPELUX Edu Hands-on Training P.12									
				Tip-detection Hands-on Training P.13						Tip-detection Hands-on Training P.13			

*See p.12-13 for Hands-on Sessions application & details.

7:50-8:20 **Scientific Program**

Stay at the cutting edge of CTO PCI in this evidence-driven session! From a comprehensive year-in-review to the evolving role of cardiac CT and the expanding possibilities of drug-coated balloons, each talk distills the latest data into practical insights. Join us to refine your strategy, challenge your current practice, and see where the field is heading next.

Chairs: Maoto Habara, Byeong-Keuk Kim, Shunsuke Matsuno

What Did We Learn? CTO PCI Year in Review

Seung-Whan Lee

Seeing the Unseen: Cardiac CT in CTO PCI

Maksymilian Opolski

Less Metal, More Options: DCB in CTO PCI

Scott Harding

CTO Live Case Transmission

In the 26th CTO Club, our operators will demonstrate some exciting approaches by outlining every aspect of strategy and procedural detail from beginning to end. Please attend to learn tips and tricks from the experts!

Sakurabashi Watanabe Advanced Healthcare Hospital

Operators: Wataru Nagamatsu, Atsunori Okamura, Ryohei Yoshikawa

Imaging Commentators: Satoshi Suzuki, Tetsuya Yamamoto (Kobe University Graduate School of Medicine, Japan)

8:30-10:10 **Live Case Transmission 1**

*Chairs: Tse-Min Lu
Shunsuke Matsuno
Takafumi Tsuji*

*Supervisor: A. V. Ganesh Kumar
Commentators: Chee Yang Chin, Rustem Dautov, Rei Fukuhara
Katsuyuki Hasegawa, Dong-Kie Kim, Shunsuke Kitani
Hiroshi Nakagata, Gavin Ng, Takeshi Serikawa*

Focus Live

Co-sponsored by: TERUMO Corporation

10:10-11:50 **Live Case Transmission 2**

*Chairs: Maoto Habara
Yoshifumi Kashima
Sidney Tsz Ho Lo*

*Supervisor: Takahiko Suzuki
Commentators: Cheng-An Chiu, Thunnop Chotivanawan, Fumitaka Hosaka
Masato Ishikawa, Takanobu Mitarai, Masaharu Okada
Maksymilian Opolski, Yoshinori Shimooka, James Xu*

Focus Live

Co-sponsored by: Abbott Medical Japan LLC

12:00-13:00 **Luncheon Seminar: Learn Again the Penetration Plane Method with Global Leaders**

*Chairs: Kenya Nasu
Byeong-Keuk Kim
Commentators: Soo Teik Lim
Lei Ge
Shunsuke Matsuno*

Penetration Plane Method
Maksymilian Opolski
ESPELUX Edu and V2 Overview
Maoto Habara
Clinical Applications of the Penetration Plane Method & ESPELUX Edu V2
Kenichiro Shimoji

Co-sponsored by: ASAHI INTECC CO., LTD.

13:10-14:10 **Educational Program 1. Step-by-Step CTO PCI: From Planning to Wire Crossing**

Educational Program 1 walks you step-by-step through the CTO PCI journey—from meticulous pre-procedural planning to wire crossing strategies—covering essential techniques such as antegrade wire escalation, navigating the extraplaque space, and selecting optimal collateral pathways. Build a structured, reproducible approach you can apply in every case.

Chairs: Yu-Ho Chan, Rei Fukuhara, Maoto Habara

Before the First Wire: Planning CTO PCI

Kenichiro Shimoji

Back to Basics: Antegrade Wire Escalation and De-Escalation

Koshi Matsuo

Lost in the Extraplaque Space: What's Next?

Hiromasa Katoh

Finding the Way: Selecting and Crossing Collaterals

Yoshiaki Ito

When the Wires Meet: CTO Crossing Strategies

Shunsuke Matsuno

CTO Live Case Transmission

In the 26th CTO Club, our operators will demonstrate some exciting approaches by outlining every aspect of strategy and procedural detail from beginning to end. Please attend to learn tips and tricks from the experts!

The Cardiovascular Institute

Operators: Michiya Kageyama, Yuji Oikawa

Imaging Commentator: Hideto Sangen

14:20-15:40 **Live Case Transmission 3**

*Chairs: Seung-Whan Lee
Kenya Nasu
Hiroyuki Tanaka*

Supervisor: V. Surya Prakasa Rao

*Commentators: Anek Kanoksilp, Norihiro Kobayashi, Tomoko Kobayashi
Yuichi Kobori, Nae Hee Lee, Mitsunori Mutou
Avadhesh Saraswat, Yusuke Tanigaito, Cheng Chun Wei
Chris Zambakides*

Focus Live

Co-sponsored by: Abbott Medical Japan LLC

Petit Focus Live

Co-sponsored by: CANON MEDICAL SYSTEMS CORPORATION

15:40-17:00 **Live Case Transmission 4**

*Chairs: Lei Ge
Yoshiaki Ito
Kenichiro Shimoji*

Supervisor: Yasumi Igarashi

*Commentators: Kazuhiro Ashida, Shinya Fujita, P K Goel
Yew Seong Goh, Yu-Cheng Kao
Wirash Kehasukcharoen, Shih-Chi Liu
Makoto Sekiguchi, Takahide Suzuki*

Focus Live & Mini Lecture

Hisanori Yui (Nagano Red Cross Hospital, Japan)

Co-sponsored by: Kaneka Medix Corporation

Petit Focus Live

Co-sponsored by: CANON MEDICAL SYSTEMS CORPORATION

17:00-18:00 **Live Case Transmission 5: MLCTO**

*Chairs: Maoto Habara
Shunsuke Matsuno
Wataru Nagamatsu*

Supervisors: Scott Harding, Kenya Nasu

*Commentators: Yu-Ho Chan, Hiromasa Katoh, Hidenari Matsumura (Saiseikai Utsunomiya Hospital, Japan)
Koshi Matsuo, Tetsuya Yamamoto (Kobe University Graduate School of Medicine, Japan)*

8:30-10:00

International Joint Session: IJCTO@CTO Club

In the post-COVID era, we are seeing a rising number of young people facing severe, calcified Coronary Artery Disease (CAD) especially in India. Because of this, the need for Chronic Total Occlusion (CTO) PCI procedures has also grown.

Raising awareness and building better treatment plans—with a focus on reaching success rates over 90% while keeping care cost-effective—has been possible because of regular meetings between the IJCTO and the CTO Club. Through these past interactions, our techniques, our use of the latest medical tools, and our radiation safety steps have all greatly improved.

We are excited to share our experiences and results in CTO PCI with our Japanese colleagues. They truly deserve to be appreciated for pioneering CTO PCI on a global level.

Chairs: Kenya Nasu, V. Surya Prakasa Rao

*Commentators: Hussain Bangi, Krishna Dhoot, Bharath Reddy Dumpa
Raghu Kishore Galla, Sanjeev Gera, Amarpalli Jayachandra
Annapoorna Ajit Kalia, Srinivasa Reddy Karumuri, Amit Kumar
Sachin Lakade, Talupula Ram Manohar
Nutan Kumar Dyamavvanahalli Marulasiddappa
Prashant Kumar Panda, Hari Krishnan Parthasarathy
Rongali Pradeep, Pulavarty Sriramachandra Rahul
Baji Sakhamuri, Thanu Subramoniam, Chayan Virmani
Umesh Yadav*

How I have done, How you would have done**Failed HDR Successive with traditional Technique**

Pannala Lakshmi Narasimha Kapardhi

Management of complex CTO - SCAD - Investment procedure

V. Surya Prakasa Rao

Intracoronary Snaring in Retrograde CTO Interventions

Natarajapillai Pratap Kumar

Antegrade Success when Retrograde Fail

P K Goel

Approach to Ambiguous Stump CTO PCI

A. V. Ganesh Kumar

Case Presentations

Takeshi Niizeki

Norihito Kobayashi

Takayuki Yabe

Seiji Kano

Co-sponsored by: *Canon Inc.*

10:10-11:40

International Joint Session: KCTO@CTO Club

This international joint session between KCTO Club and CTO Club will bring together leading CTO experts from Korea and Japan to discuss the evolving landscape of CTO PCI in 2026.

The session will cover three key domains: contemporary evidence from recent trials and registries, emerging CTO crossing and re-entry techniques, and practical strategies for safety, troubleshooting, and calcium modification. Topics will include hydrodynamic contrast recanalization, CCTA- and AI-guided procedural planning, IVUS-guided RDR, decision-making in challenging CTO PCI, and advanced calcium modification using IVL and orbital atherectomy.

By integrating evidence, imaging, technique, and safety, this session aims to provide a comprehensive and forward-looking perspective on the next generation of CTO PCI.

Chairs: Byeong-Keuk Kim, Takafumi Tsuji

Supervisor: Satoru Otsuji

Panelists: Jung-Kyu Han, Hiromasa Katoh, Koshi Matsuo, Jon Suh

Evidence Update & Emerging CTO Techniques**CTO PCI in 2026: What the Latest Trials and Registries Are Telling Us**

Jung-Joon Cha

Breaking the Plane: Hydrodynamic Contrast Recanalization for CTO Crossing

Takuma Tsuda

Imaging-Guided Planning & Advanced Retrograde Re-Entry**Pre-Procedural CTO Mapping: CCTA and AI for Smarter Strategy Selection**

Seung-Jun Lee

Beyond Reverse CART: IVUS-Guided RDR for Complex Retrograde CTO PCI

Takenori Domei

Safety, Troubleshooting, and Calcium - Winning the Endgame**Managing Challenging Situations in CTO PCI: Safety, Troubleshooting, and “When to Stop”**

Jung-Hee Lee

Overcoming Severe Calcification in CTO PCI: IVL and Orbital Atherectomy

Mitsunori Mutou

12:00-13:00

🍴 Luncheon Seminar: 🗣️ Session in Japanese
**Unlocking the Power of the 'MUSOU' Dual Lumen Catheter:
Advanced Techniques by CTO Experts**

Chairs: Yuji Hamazaki, Takeshi Niizeki

Commentators: Hiroki Emori (Wakayama Medical University, Japan)

Shun Kudo (Iwaki City Medical Center, Japan), Hiroshi Nakagata

Lecturers: Kenichiro Shimoji, Ryoji Koshida (Hoshi General Hospital, Japan)

Co-sponsored by: *Kaneka Medix Corporation*

14:20-15:50

**International Joint Session: APCTO@CTO Club
- ZOLUTION Wiring: Concept, Precision, and Succession**

This year AP CTO Club @CTO Club will focus on “ZOLUTION Wiring: Concept, Precision, and Succession,” exploring modern 3D wiring concepts in CTO PCI and the importance of technical succession. Experts and emerging operators from across the Asia-Pacific region will share practical experience through lectures, demonstrations, and interactive case discussions. The session will also address the transfer of clinical judgment and decision-making skills to the next generation, while introducing software that supports angiographic projection planning based on vessel axis measurements.

Chairs: Lei Ge, Scott Harding, Soo Teik Lim, Sidney Tsz Ho Lo, Wataru Nagamatsu

*Panelists: Yu-Ho Chan, Rustem Dautov, Maoto Habara, Han-Young Jin, Hiromasa Katoh
Dong-Kie Kim, Feng Yu Kuo, Tse-Min Lu, Hiroaki Matsuda, Hiroshi Nakagata
Ying-Chang Tung, Bernard Wong, James Xu*

Keynote Lecture

New Simple 3D Wiring “ZOLUTION Wiring”

Scott Harding

Deep Dive Lecture and demonstration

Deep Dive into ZOLUTION Wiring with the Asahi rotational model tor demonstration

Calvin Leung

**Automated Optimal Projection Angle Calculation from Intra-Procedural Angiography
for CTO PCI Guidance**

Wataru Nagamatsu

Succession Case 1: Young Operator Presentation

Alan Ka Chun Chan

Succession Case 2: Young Operator Presentation

Hidenari Matsumura (Saiseikai Utsunomiya Hospital, Japan)

7:50-8:20 **Educational Program 2. When CTO PCI Gets Difficult: Troubleshooting and Advanced Techniques**

Educational Program 2 focuses on what to do when things don't go as planned. Learn how to anticipate, prevent, and manage complications, and explore advanced techniques including extraplaque strategies and hydrodynamic recanalization. Gain the confidence to troubleshoot complex scenarios and push your procedural success further. Whether you are refining your fundamentals or tackling the most challenging CTOs, this comprehensive educational series will equip you with practical insights you can take straight to the cath lab.

Chairs: Kazuhiro Ashida, Michiya Kageyama, Feng Yu Kuo

Collateral Channel Perforation: Prevent It, Manage It

Wataru Nagamatsu

Extraplaque Techniques in CTO PCI: Knowing When and How to Leave the Plaque

Rustem Dautov

Hydrodynamic Contrast Recanalization: When Contrast Becomes the Wire

Tsutomu Fujita (Precision PCI Tokyo, Japan)

CTO Live Case Transmission

In the 26th CTO Club, our operators will demonstrate some exciting approaches by outlining every aspect of strategy and procedural detail from beginning to end. Please attend to learn tips and tricks from the experts!

Toyohashi Heart Center

Operators: Maoto Habara, Shunsuke Matsuno, Takafumi Tsuji

Imaging Commentator: Hiroshi Nakagata

8:30-10:10 **Live Case Transmission 6 -Real-world Application of the Penetration Plane Method-**

*Chairs: Scott Harding
Wataru Nagamatsu
Junji Yajima*

*Supervisor: Satoru Otsuji
Commentators: Shingo Hosogi, Shozo Ishihara, Adrian Low
Maksymilian Opolski, Satoshi Suzuki, Ying-Chang Tung
Wasan Udayachalerm, Takayuki Yabe, Ryusuke Yamamoto*

Focus Live

Co-sponsored by: ASAHI INTECC CO., LTD.

Petit Focus Live

Co-sponsored by: CANON MEDICAL SYSTEMS CORPORATION

10:10-11:50 **Live Case Transmission 7**

*Chairs: Hiromasa Katoh
Feng Yu Kuo
Atsunori Okamura*

*Supervisor: Masahiko Ochiai
Commentators: Yeh-Peng Chen, Randal Low, Hiroaki Matsuda
Takeshi Niizeki, Natarajapillai Pratap Kumar, Hideto Sangen
Tomohiro Yamaguchi, Hyuck Jun Yoon*

Focus Live & Mini Lecture

Koshi Matsuo

Co-sponsored by: Kaneka Medix Corporation

Petit Focus Live

Co-sponsored by: Shimadzu Corporation

12:00-13:00 ** Luncheon Seminar: Tip Detection Method in CTO PCI**

*Chairs: Atsunori Okamura
Ryohei Yoshikawa*

*Lecturers: Kota Tanaka
Naotaka Okamoto (Osaka Rosai Hospital, Japan)
Yoshiaki Ito*

Co-sponsored by: TERUMO Corporation

CTO Live Case Transmission

In the 26th CTO Club, our operators will demonstrate some exciting approaches by outlining every aspect of strategy and procedural detail from beginning to end. Please attend to learn tips and tricks from the experts!

Saiseikai Utsunomiya Hospital

Operators: Kenya Nasu, Kenichiro Shimoji
Imaging Commentator: Hidenari Matsumura (Saiseikai Utsunomiya Hospital, Japan)

13:20-14:40 **Live Case Transmission 8**

Chairs: Chi-Jen Chang
Yuji Hamazaki
Michiya Kageyama

Supervisor: Tian Hai Koh
Commentators: Takenori Domei, Masaki Fujita, Ichiro Hamanaka
Kenji Kawajiri, Muenpetch Muenkaew, Masakazu Nagaoka
Yuya Nakagawa, Sanjay C. Porwal, Bernard Wong

Focus Live & Mini Lectures

Complex Calcified lesion with Rotablator
Yasunori Inoguchi (Kanazawa Cardiovascular Hospital, Japan)
Drug-Coated Balloons in CTO PCI: Current Evidence and Practical Considerations
Norihiro Kougame (Tokyo Rosai Hospital, Japan)
Co-sponsored by: Boston Scientific Japan K. K.
Petit Focus Live
Co-sponsored by: CANON MEDICAL SYSTEMS CORPORATION

14:40-16:00 **Live Case Transmission 9**

Chairs: Soo Teik Lim
Yuji Oikawa
Ryohei Yoshikawa

Supervisor: Eisho Kyo
Commentators: Yusuke Hosokawa, Feng Yu Kuo, Zhan Yun Patrick Lim
Hisayuki Okada, Kaname Takizawa Kota Tanaka
Chris Zambakides

Focus Live & Mini Lecture

Mitsunori Mutou
Co-sponsored by: NIPRO CORPORATION
Petit Focus Live
Co-sponsored by: CANON MEDICAL SYSTEMS CORPORATION

Live Theater

10:30-11:50

**Case Competition:
My Most Memorable and/or Most Educational CTO Case**

Among submitted cases, four exemplary cases will be selected as "oral presentation" at the Case Competition and other cases with honorable mention will be selected as "online publication" during the 26th CTO Club. The best case of the Case Competition will receive an award and the presenter will be invited as a CTO Club faculty member in 2027.

Chairs: Michiya Kageyama, Hiroyuki Tanaka

*Judges: Muhammad Alimi Bin Ahmad Hatib, Takenori Domei, Han-Young Jin
Masaaki Okutsu, Attuluri Ravikumar, Masaki Tanabe
Ryusuke Yamamoto, Masataka Yoshinaga*

IVUS guided move the cap technique for heavily calcified LCX ostial CTO

Kiwamu Sudo (Sakurabashi Watanabe Advanced Healthcare Hospital, Japan)

RCA ostial CTO with severe calcification

Taito Nagai (Misato Central General Hospital, Japan)

A Case of LAD CTO with an Unexpected Clinical Course

Takushi Sugiyama (Dokkyo Medical University Nikko Medical Center, Japan)

Combined Antegrade and Retrograde HydroDynamic Contrast Recanalization for a Long RCA CTO

Shinichiro Masuda (Ageo Central General Hospital, Japan)

Post-Investment Coronary Pseudoaneurysm Sealed by Retrograde Intervention with Covered Stent

A. Sharath Reddy (Medicover Hospitals, India)

12:00-13:00

**Luncheon Seminar:
How to treat the various complex lesions in daily practice in the Asia-Pacific**

Chair: Wataru Nagamatsu

*Commentators: Yeh-Peng Chen, Nae Hee Lee, Gavin Ng
Naoki Shibata (Ogaki Municipal Hospital, Japan)*

Lecturers: Yu-Cheng Kao, Randal Low

Co-sponsored by: Kaneka Medix Corporation

Hands-on Sessions

CTO Consultation Counter

Young doctors, in particular, may encounter CTO cases that they do not know how to treat or that they have failed to treat. In the CTO Consultation Counter, experienced CTO Club directors and faculty members will review your case and provide advice and feedback through discussion with you. We are waiting for your application. If there is a slot available, you are also welcome to join for a consultation without an appointment.

Location: CTO Consultation Counter Booth, Exhibition, 5F, WINC Aichi

Language: English / Japanese

Participation Fee: Free (Registration for the 26th CTO Club is required.)

*Please prepare the angiogram of your planned treatment case or your unsuccessful case, along with a slide presentation (Summarized in one PowerPoint slide).

Capacity: 2 (1 person for 1 time slot. First come first served.)

June 26 (Fri.)		June 27 (Sat.)	
Time	Advisors	Time	Advisors
16:00-17:00	TBA	09:00-10:00	TBA

Online Application Form

<https://forms.office.com/r/GkCx2Sang6>



ESPELUX Edu Hands-on Training

In recent years, the importance of setting two orthogonal working views (perpendicular views) has been reemphasized in order to improve the accuracy of CTO wiring. ESPELUX Edu is a software application that uses angiograms to find two views that are perpendicular to the target distal vessel as well as orthogonal to each other. In this session, you will learn how to use ESPELUX Edu in real-world clinical practice through expert demonstrations and hands-on training for participants. We look forward to seeing you in this session.

*Please bring your CTO case angiograms (DICOM format) if possible.

Location: ESPELUX Edu Hands-on Training Booth, Exhibition, 5F, WINC Aichi

Language: English / Japanese

Participation Fee: Free (Registration for the 26th CTO Club is required.)

Capacity: 9 (3 persons for 1 time slot. First come first served.)

June 26 (Fri.) 13:30-14:30		June 26 (Fri.) 15:00-16:00		June 27 (Sat.) 10:00-11:00	
Trainer: Takafumi Tsuji		Trainer: Shunsuke Matsuno		Trainer: Yoshifumi Kashima	
Demonstration	20min.	Demonstration	20min.	Demonstration	20min.
Hands-on (3 persons)	40min.	Hands-on (3 persons)	40min.	Hands-on (3 persons)	40min.

Online Application Form

<https://forms.office.com/r/Nk5CqUQ0Yx>



Hands-on Sessions

🇯 Session in Japanese

Tip-detection Hands-on Training

Recently, IVUS-guided CTO wiring using the tip detection method has become a hot topic in Japan and abroad. In this session, you can learn about Tip-detection Antegrade Wiring (TD-AW) and Antegrade Dissection Re-entry (TD-ADR) in detail through lectures by experts, including Dr. Okamura and Dr. Yoshikawa, as well as hands-on training using CTO simulation models and IVUS. We are waiting for your participation.

Location: Tip-detection Hands-on Training Booth, Exhibition, 5F, WINC Aichi

Language: English / Japanese

Participation Fee: Free (Registration for the 26th CTO Club is required.)

*Please bring your CTO case angiograms (DICOM format) if possible.

Capacity: 24 (8 persons for 1 time slot. First come first served.)

June 26 (Fri.) 13:30-15:00		June 27 (Sat.) 9:30-11:00		June 27 (Sat.) 13:30-15:00	
Trainers: Takeshi Serikawa Naotaka Okamoto <small>(Osaka Rosai Hospital, Japan)</small>		Trainers: Ryohei Yoshikawa Kota Tanaka		Trainers: Atsunori Okamura Masato Ishikawa	
Mini Lecture (10min.) + Demonstration (5min.)	15min.	Mini Lecture (10min.) + Demonstration (5min.)	15min.	Mini Lecture (10min.) + Demonstration (5min.)	15min.
Hands-on (8 persons)	75min.	Hands-on (8 persons)	75min.	Hands-on (8 persons)	75min.

Online Application Form

<https://forms.office.com/r/e30BUKv5KH>



Hands-on Booth

ASAHI INTECC Hands-on booth with Rotational ETOSS and ESPELUX Edu

We are excited to once again showcase ESPELUX Edu, ASAHI INTECC's first educational software, at our hands-on booth. Visitors will have the opportunity to experience a live demonstration and purchase the software on-site. The newly released ESPELUX Edu V2 will also be available, offering enhanced features and an even more advanced educational experience.

We also invite you to try Rotational ETOSS, ASAHI's original hands-on training tool designed to demonstrate guidewire manipulation techniques based on the "Penetration Plane Method." This method emphasizes the importance of observing the target from two orthogonal views to achieve precise wire control toward the target.

Don't miss this opportunity to engage with the latest ESPELUX Edu V2 and Rotational ETOSS!

Location: ETOSS Booth, Exhibition, 5F, WINC Aichi

Date & Time: June 26 9:00-18:00

June 27 9:00-15:00

*Pre-booking is not required. Please visit ETOSS booth on the day.

ASAHI INTECC CO., LTD.

Poster Presentation

Date & Time: Friday, June 26 - Saturday, June 27 (JST)

Venue: Poster Posting Area, Exhibition Hall

P-01 A case of RCA CTO complicated with heart failure, in which revascularization was performed while using IABP during treatment

Shigeki Nishiyama (Saitama Sekishinkai Hospital, Japan)

P-02 RCA CTO treated by retrograde approach via SVG-RCA graft in the patient after CABG and TAVI

Sho Nagamine (Edogawa Hospital, Japan)

P-03 Successful Combination of the Slipstream and the Tip Detection-Antegrade Dissection and Re-Entry Techniques for Chronic Total Occlusion

Akane Miyazaki (Fujita Health University Bantane Hospital, Japan)

P-04 A Case of Successful Revascularization of a Left Circumflex CTO Using a Combination of the Tip Detection Method and the Slip-Stream Technique

Tomoaki Haga (JA Aichi Koseiren Toyota Kosei Hospital, Japan)

P-05 Retrograde Direct Crossing for Severely Calcified Ostial LAD CTO Guided by IVUS

Tetsuya Yamamoto (Kobe University Graduate School of Medicine, Japan)

P-06 From Broken Guidewire to Breakthrough Recanalization: Progressive RCA CTO Following Failed PCI With a Retained Guidewire Fragment

Jiunn-Wen Lin (Buddhist Dalin Tzu Chi General Hospital, Taiwan, R.O.C.)

P-07 Covert coronary artery perforation caused by the edge of a drug-eluting stent

Takao Konishi (National Defense Medical College, Japan)

P-08 Direct RG3 Entry into a Guide Extension Catheter after RA(Rotational Atherectomy) Assisted Retrograde Approach for Ostial LCx CTO

Shih-hao Yu (Kaohsiung Medical University Hospital, Taiwan, R.O.C.)

P-09 A Long RCA CTO with Anomalous Origin, Involving Multiple Bifurcations

Cheng Yu Ko (National Cheng Kung University Hospital, Taiwan, R.O.C.)

P-10 A case successfully externalized easily using the aortic arch-assisted Tip-in technique

Ryutaro Waku (Dokkyo Medical University Hospital, Japan)

P-11 Sequential RCA CTO After CABG: Retrograde Failure and Successful IVUS-Guided Re-entry

Shojiro Hirano (Toho University, Japan)

P-12 Successfully Ostial LAD CTO PCI with wire de escalation strategy

Prashant Kumar Panda (Postgraduate Institute of Medical Education and Research (PGIMER), Chandigarh, India)

P-13 PCI for a Bifurcation Lesion with CTO of the LAD

Toku Sakashita (IMS Fujimi General Hospital, Japan)

P-14 Successful Complete Revascularization of a CTO at the Distal RCA Bifurcation using T-DADR and Retrograde Approach

Kenichi Inoue (The Cardiovascular Institute, Japan)

P-15 Successful recanalization of RCA CTO under EPELLA support in a patient with ventricular fibrillation storm

Makio Muraishi (Tokyo Bay Urayasu Ichikawa Medical Center, Japan)

P-17 IVUS-Guided ADR for a Severely Calcified and Tortuous LAD CTO without Usable Collaterals

Sinji Imura (Okamura Memorial Hospital, Japan)

P-18 Tip Detection IVUS-guided intraplaque tracking utilizing HDR (TD-HDR)

Yutaka Tadano (Sapporo Cardio Vascular Clinic, Japan)

P-19 When Coronary Meets Renal: A Challenging Antegrade CTO Angioplasty Complicated by Stent Migration

Amit Kumar (K-Care Hospital, India)

P-20 Uncrossable and Undilatable LCX-CTO

Takuma Tsuda (Nagoya Ekisaikai Hospital, Japan)

P-21 Complete recovery of hibernating myocardium by RCA CTO PCI in the patient with left main coronary artery disease and aortic stenosis

Narathip Chunhamaneewat (Siriraj Hospital, Mahidol University, Thailand)

P-22 Complex recanalization of a calcified RCA CTO using an antegrade-retrograde approach and rotational atherectomy

Anton Staferov (Federal Scientific and Clinical Center for Specialized Types of Medical Care and Medical Technologies of the Federal Medical and Biological Agency of Russia, Russian Federation)

P-23 LAD CTO PCI in a case of critical left main disease protected by Impella CP complicated by accidental wire removal in a dissected segment, re-entry using real time IVUS

Dhananjay Kumar (Bhagwan Mahavir Manipal Hospital, India)

P-24 Double Vessel Challenging CTO - Donor and Recipient

Hetan C. Shah (Jaslok Hospital and Research Center, India)

International Faculty Members

Muhammad Alimi Bin Ahmad Hatib

Woodlands Health
[Singapore]

Hussain Bangi

Bangi Group of Hospitals
[India]

Jung-Joon Cha

Korea University Anam Hospital
[Korea]

Alan Ka Chun Chan

Queen Elizabeth Hospital
[Hong Kong]

Yu-Ho Chan

Chinese University Hong Kong Medical Center
[Hong Kong]

Chi-Jen Chang

Chang Gung Memorial Hospital, Linkou
[Taiwan, R.O.C.]

Yeh-Peng Chen

China-Medical University Hospital
[Taiwan, R.O.C.]

Chee Yang Chin

National Heart Centre Singapore
[Singapore]

Cheng-An Chiu

Kaohsiung Medical University Hospital
[Taiwan, R.O.C.]

Thunnop Chotivanawan

Thammasat University Hospital
[Thailand]

Rustem Dautov

The Prince Charles Hospital
[Australia]

Krishna Dhoot

Sahyadri Hospital
[India]

Bharath Reddy Dumpa

Medicover Hospitals
[India]

Raghu Kishore Galla

KIMS Hospitals
[India]

A. V. Ganesh Kumar

Dr. L. H. Hiranandani Hospital
[India]

Lei Ge

Zhongshan Hospital, Fudan University
[People's Republic of China]

Sanjeev Gera

Fortis Noida
[India]

P K Goel

Medanta Heart Institute
[India]

Yew Seong Goh

Changi General Hospital
[Singapore]

Jung-Kyu Han

Seoul National University Hospital
[Korea]

Amarpalli Jayachandra

AICTS Pune
[India]

Han-Young Jin

Inje University, Busan Paik Hospital
[Korea]

Annapoorna Ajit Kalia

Aditya Birla Memorial Hospital
[India]

Anek Kanoksilp

Central Chest Institute of Thailand
[Thailand]

Yu-Cheng Kao

Cheng Hsin General Hospital
[Taiwan, R.O.C.]

Pannala Lakshmi Narasimha Kapardhi

Care Hospital
[India]

Srinivasa Reddy Karumuri

Karumuri Super Speciality Hospital
[India]

Wirash Kehasukcharoen

Central Chest Institute of Thailand
[Thailand]

Byeong-Keuk Kim

Yonsei University Severance Cardiovascular
Hospital
[Korea]

Dong-Kie Kim

Inje University Haeundae Paik Hospital
[Korea]

Tian Hai Koh

National Heart Centre of Singapore
[Singapore]

Amit Kumar

Kcare Hospital
[India]

Feng Yu Kuo

Kaohsiung Veterans General Hospital
[Taiwan, R.O.C.]

Sachin Lakade

Bharati Hospital
[India]

Jung-Hee Lee

Yonsei University Wonju Severance Christian
Hospital
[Korea]

Nae Hee Lee

Soonchunhyang University Bucheon Hospital
[Korea]

Seung-Jun Lee

Severance Cardiovascular Hospital,
Yonsei University College of Medicine
[Korea]

Seung-Whan Lee

Asan Medical Center
[Korea]

Calvin Leung

Queen Elizabeth Hospital
[Hong Kong]

Soo Teik Lim

National Heart Centre of Singapore
[Singapore]

Zhan Yun Patrick Lim

Khoo Teck Puat Hospital
[Singapore]

Shih-Chi Liu

Fu Jen Catholic University Hospital
[Taiwan, R.O.C.]

Sidney Tsz Ho Lo

Liverpool Hospital
[Australia]

Adrian Low

National University Hospital
[Singapore]

Randal Low

Woodlands Health
[Singapore]

Tse-Min Lu

Taipei Veterans General Hospital
[Taiwan, R.O.C.]

Talupula Ram Manohar

Aster Ramesh Hospital
[India]

Nutan Kumar Dyamavvanahalli Marulasiddappa

Sparsh Hospital
[India]

Muenpetch Muenkaew

Thammasat University Hospital,
Pathumthani
[Thailand]

Gavin Ng

National University Hospital
[Singapore]

Maksymilian Opolski

National Institute of Cardiology
[Poland]

Prashant Panda

PGIMER, Chandigarh
[India]

Harikrishnan Parthasarathy

Apollo Speciality Hospital
[India]

Sanjay C. Porwal

KLE's Dr. Prabhakar Kore Hospital & MRC
[India]

Rongali Pradeep

NIIMS
[India]

Natarajapillai Pratap Kumar

Meditrina Hospital
[India]

**Pulavarty Sriramachandra
Rahul**

Care Hospital
[India]

V. Surya Prakasa Rao

Care Hospitals, Banjara hills, Hyderabad
[India]

Attuluri Ravikumar

Vijaya's Ravi Heart Care Centre
[India]

Baji Sakhamuri

Vivekananda Super Speciality Hospital
[India]

Avadhesh Saraswat

Sir Charles Gairdner Hospital
[Australia]

Thanu Subramoniam

KIMS Health Hospital
[India]

Jon Suh

SoonChunHyang University Bucheon
Hospital
[Korea]

Ying-Chang Tung

Chang Gung Memorial Hospital, Linkou
[Taiwan, R.O.C.]

Wasan Udayachalerm

King Chulalongkorn Memorial Hospital,
Chulalongkorn University
[Thailand]

Chayan Virmani

Max Patpadganj
[India]

Cheng Chun Wei

Shin Kong Memorial Hospital
[Taiwan, R.O.C.]

Bernard Wong

North Shore Hospital
[New Zealand]

James Xu

Liverpool Hospital
[Australia]

Umesh Yadav

B&C Medical College
[India]

Hyuck Jun Yoon

Keimyung University Dongsan Hospital
[Korea]

Chris Zambakides

Chris Hani Baragwanath Hospital
[South Africa]

Japanese Faculty Members

Kazuhiro Ashida

Seirei Yokohama Hospital

Takenori Domei

Kokura Memorial Hospital

Masaki Fujita

Edogawa Hospital

Shinya Fujita

Hamamatsu Medical Center

Rei Fukuhara

Hyogo Prefectural Amagasaki General Medical Center

Ichiro Hamanaka

Rakuwakai Marutamachi Hospital

Katsuyuki Hasegawa

Higashi Takarazuka Satoh Hospital

Hiroaki Hirase

Takaoka Minami Heart Center

Fumitaka Hosaka

Okamura Memorial Hospital

Shingo Hosogi

Hosogi Hospital

Yusuke Hosokawa

Nippon Medical School Musashi Kosugi Hospital

Shozo Ishihara

Mimihara General Hospital

Masato Ishikawa

Fujita Health University School of Medicine

Yoshiaki Ito

Saiseikai Yokohama-City Eastern Hospital

Seiji Kano

Mie Heart Center

Kenji Kawajiri

Matsubara Tokushukai Hospital

Shunsuke Kitani

Sapporo-Kosei General Hospital

Norihiro Kobayashi

Saiseikai Yokohama-City Eastern Hospital

Tomoko Kobayashi

Kyoto Katsura Hospital

Yuichi Kobori

Toda Chuo General Hospital

Hiroaki Matsuda

Chuno Kosei Hospital

Koshi Matsuo

Yao Tokushukai General Hospital

Takanobu Mitarai

OOITA OKA Hospital

Mitsunori Mutou

Kikuna Memorial Hospital

Masakazu Nagaoka

Ebina General Hospital

Hiroshi Nakagata

Sendai City Hospital

Yuya Nakagawa

Hakodate Medical Association Hospital

Takeshi Niizeki

Okitama Public General Hospital

Hisayuki Okada

Seirei Hamamatsu General Hospital

Masaharu Okada

Omi Medical Center

Masaaki Okutsu

Tokai University Hachioji Hospital

Hideto Sangen

Hakujikai Memorial Hospital

Makoto Sekiguchi

Fukaya Red Cross Hospital

Takeshi Serikawa

Fukuoka Wajiro Hospital

Yoshinori Shimooka

Hokkaido Medical Center

Satoshi Suzuki

Kindai University Nara Hospital

Takahide Suzuki

JA Hokkaido Asahikawa Kosei General Hospital

Kaname Takizawa

JCHO Sendai Hospital

Masaki Tanabe

Misugikai Satoh Hospital

Kota Tanaka

Sakurabashi Watanabe Advanced Healthcare Hospital

Yusuke Tanigaito

Mie Prefectural General Medical Center

Takuma Tsuda

Nagoya Ekisaikai Hospital

Takayuki Yabe

Toho University Omori Medical Center

Tomohiro Yamaguchi

Osaka Metropolitan University Graduate School of Medicine

Ryusuke Yamamoto

Takaoka Minami Heart Center

Masataka Yoshinaga

Fujita Health University

(Alphabetical order as of May 21, 2026)